
































































| Pos | No. | Driver/Co-driver | Class | Class Posn. | Vehicle | Total Stages | Total Penalty | Total Time | Diff. Leader |
|-----|-----|-------------------------------------|-------|-------------|---|--------------|---------------|------------|--------------|
| 1 | 2 | Jason Tauber Pritchard/Phil Clarke | F | 1 |  Ford Focus WRC | 1:45:08.9 | | 1:45:08.9 | |
| 2 | 4 | Daniel Harper/Chris Campbell | F | 2 |  Mini JCW WRC | 1:48:15.1 | | 1:48:15.1 | 3:06.2 |
| 3 | 17 | Wayne Sisson/Max Freeman | E | 1 |  Mitsubishi Evo X | 1:53:50.2 | | 1:53:50.2 | 8:41.3 |
| 4 | 14 | Paul Kirtley/David Jones | F | 3 |  Subaru Impreza | 1:54:57.2 | | 1:54:57.2 | 9:48.3 |
| 5 | 16 | Barry Groundwater/Neil Shanks | E | 2 |  Mitsubishi Lancer Evo 10 | 1:55:48.6 | | 1:55:48.6 | 10:39.7 |
| 6 | 15 | Donnie MacDonald/Michael Hendry | E | 3 |  Mitsubishi Evo 9 | 1:57:11.9 | | 1:57:11.9 | 12:03.0 |
| 7 | 12 | John Indri/Mathew Smalley | F | 4 |  Mitsubishi Mirage | 1:57:59.2 | | 1:57:59.2 | 12:50.3 |
| 8 | 29 | Richard Clews/Hamish Campbell | E | 4 |  Subaru Impreza STi | 1:58:27.9 | | 1:58:27.9 | 13:19.0 |
| 9 | 30 | Carine (Kex) Walker/Dannii Matthews | D | 1 |  BMW 325 | 1:59:41.4 | | 1:59:41.4 | 14:32.5 |
| 10 | 33 | Brian Watson/Caroline Will | F | 5 |  Subaru S11 | 2:00:32.9 | | 2:00:32.9 | 15:24.0 |
| 11 | 25 | Philip Hopkins/Aled Edwards | F | 6 |  Mitsubishi Mirage R5 | 2:01:12.3 | | 2:01:12.3 | 16:03.4 |
| 12 | 23 | Mark Jasper/Don Whyatt | D | 2 |  Ford Escort Mk2 | 2:01:32.3 | | 2:01:32.3 | 16:23.4 |
| 13 | 34 | Martin Doherty/Kevin Flanagan | H3 | 1 |  Ford Escort RS1800 | 2:01:42.9 | | 2:01:42.9 | 16:34.0 |
| 14 | 27 | Phil Turner/Ian Meakin | C | 1 |  Ford Escort | 2:02:22.5 | | 2:02:22.5 | 17:13.6 |
| 15 | 79 | Chris Rice/Charley Sayer-Payne | E | 5 |  Subaru Impreza | 2:05:03.6 | | 2:05:03.6 | 19:54.7 |
| 16 | 39 | Chris Ford/Neil Colman | F | 7 |  Subaru Impreza WRC | 2:05:52.9 | | 2:05:52.9 | 20:44.0 |
| 17 | 47 | John Clayton/Mark Perryman | E | 6 |  Mitsubishi Evo 9 | 2:05:59.1 | | 2:05:59.1 | 20:50.2 |
| 18 | 84 | William Hill/Richard Crozier | C | 2 |  Ford Fiesta R2T | 2:06:16.0 | | 2:06:16.0 | 21:07.1 |
| 19 | 61 | Dai Roberts/Stephen Christian | B | 1 |  Peugeot 205 GTI | 2:06:20.6 | | 2:06:20.6 | 21:11.7 |
| 20 | 68 | Lloyd Morgan/Marc Clatworthy | A | 1 |  Nissan Micra | 2:07:30.1 | | 2:07:30.1 | 22:21.2 |
| 21 | 51 | Gary Davies/Llinos Jones-Edwards | H2 | 1 |  Ford Escort Mk1 | 2:07:39.0 | | 2:07:39.0 | 22:30.1 |
| 22 | 56 | Tony Shields/Neil Bye | H3 | 2 |  Ford Escort | 2:08:03.0 | | 2:08:03.0 | 22:54.1 |
| 23 | 73 | Roger Priestnall/Jamie Forrest | B | 2 |  Proton Satria S1600 | 2:08:03.7 | | 2:08:03.7 | 22:54.8 |
| 24 | 55 | Rhidian Daniels/Tomos Whittle | B | 3 |  Citroën C1 MAX | 2:08:23.3 | | 2:08:23.3 | 23:14.4 |
| 25 | 62 | John Richardson/Liam McCann | C | 3 |  Ford Escort Mk2 | 2:06:45.9 | 2:00.0 | 2:08:45.9 | 23:37.0 |
| 26 | 93 | Paul Doroszczuk/Julian Doroszczuk | C | 4 |  Ford Escort Mk2 | 2:09:34.8 | | 2:09:34.8 | 24:25.9 |
| 27 | 80 | Geoff Glover/Keith Barker | C | 5 |  Vauxhall Astra Mk.III (RWD) | 2:10:59.8 | | 2:10:59.8 | 25:50.9 |
| 28 | 111 | Bill Paynter/Andy Hollingham | A | 2 |  Peugeot 106 Rallye | 2:11:43.8 | | 2:11:43.8 | 26:34.9 |
| 29 | 98 | Martin Freestone/Misha Freestone | H2 | 2 |  Ford Escort Mk1 | 2:11:59.0 | | 2:11:59.0 | 26:50.1 |
| 30 | 105 | Andrew Scott/Ian Robertson | D | 3 |  Ford Escort Mk2 | 2:13:37.8 | | 2:13:37.8 | 28:28.9 |
| 31 | 100 | Richard Egger/Pat Egger | C | 6 |  Vauxhall Nova | 2:16:00.3 | | 2:16:00.3 | 30:51.4 |
| 32 | 92 | Dave Riley/Gary Dillon | E | 7 |  Mitsubishi Evo 4 | 2:16:46.2 | | 2:16:46.2 | 31:37.3 |
| 33 | 94 | Mark Barnes/Sophie Louise Buckland | D | 4 |  Abarth 500 | 2:20:06.8 | | 2:20:06.8 | 34:57.9 |
| 34 | 90 | Tim Waters/Jack Waters | D | 5 |  Renault Clio | 2:25:26.6 | | 2:25:26.6 | 40:17.7 |
| 35 | 114 | Kevin Harbour/Dave Tortoisshell | B | 4 |  Citroën C2R2 | 2:26:56.6 | | 2:26:56.6 | 41:47.7 |
| 36 | 48 | Rory McCann/Paul McCann | B | 5 |  Honda Civic | 2:36:25.1 | | 2:36:25.1 | 51:16.2 |
| 37 | 77 | Graeme Sherry/Sinclair Young | B | 6 |  Honda Civic | 2:57:15.1 | | 2:57:15.1 | 72:06.2 |
| 38 | 31 | Jody Bowcott/David Millard | F | 8 |  Proton Satria | 3:42:30.4 | | 3:42:30.4 | 117:21.5 |
| 39 | 6 | Jamie Jukes/James Morgan | F | 9 |  Mitsubishi Mirage R5 | 4:11:30.4 | | 4:11:30.4 | 146:21.5 |

Clerk of the Course

| No. | Pos | Entrant/Sponsor Driver/Co-driver | Class | Class Posn. | Vehicle | Total Stages | Total Penalty | Total Time | Diff. Leader |
|-----|-----|---|-------|----------------|---|---------------------------|------------------|---------------|-----------------|
| 1 | | R S Hunter Tarmac, Lewis & Hunter Contracting Hugh Hunter/Rob Fagg | F | |  Ford Fiesta WRC | Electrical problems | | | |
| 2 | 1 | North Road Garage Jason Tauber Pritchard/Phil Clarke | F | 1 |  Ford Focus WRC | 1:45:08.9 | | 1:45:08.9 | |
| 3 | | GET Connected, GET Noticed, GET Together, Colards Damian Cole/Jamie Edwards | F | |  Ford Fiesta WRC | Stopped | | | |
| 4 | 2 | Yokohama/WNT/Minisport/ASL Daniel Harper/Chris Campbell | F | 2 |  Mini JCW WRC | 1:48:15.1 | | 1:48:15.1 | 3:06.2 |
| 5 | | Peter Taylor/Andrew Roughead | F | |  Ford Fiesta WRC | Breach of Article R38.1.4 | | | |
| 6 | 39 | Spencer Sport Jamie Jukes/James Morgan | F | 9 |  Mitsubishi Mirage R5 | 4:11:30.4 | | 4:11:30.4 | 146:21.5 |
| 7 | | Tristan John Pye/Andrew Falconer | E | |  Subaru Impreza | Mechanical | | | |
| 8 | | David Hardie Engineering David Hardie/John McCulloch | E | |  Subaru Impreza | Suspension | | | |
| 9 | | Comline Autoparts Ltd Bob Fowden/Den Golding | F | |  Subaru S11 WRC | Engine fire | | | |
| 10 | | Complete Plumbing Solutions Stu Bainborough/Jane Nicol | E | |  Mitsubishi Evo 6 | Shaft | | | |
| 11 | | Tres Solutions/Elas Andrew Dudgeon/Joseph Dooley | E | |  Mitsubishi Evo 6.5 | Crank Sensor failure | | | |
| 12 | 7 | Adrian Flux Insurance John Indri/Mathew Smalley | F | 4 |  Mitsubishi Mirage | 1:57:59.2 | | 1:57:59.2 | 12:50.3 |
| 14 | 4 | Paul Kirtley/David Jones | F | 3 |  Subaru Impreza | 1:54:57.2 | | 1:54:57.2 | 9:48.3 |
| 15 | 6 | Culloden Car Sales Caledonian Self Storage Prestige Propert Donnie MacDonald/Michael Hendry | E | 3 |  Mitsubishi Evo 9 | 1:57:11.9 | | 1:57:11.9 | 12:03.0 |
| 16 | 5 | Groundwater Lift Trucks, AMS Arnside Barry Groundwater/Neil Shanks | E | 2 |  Mitsubishi Lancer Evo 10 | 1:55:48.6 | | 1:55:48.6 | 10:39.7 |
| 17 | 3 | AMS Arnside Motorsport Wayne Sisson/Max Freeman | E | 1 |  Mitsubishi Evo X | 1:53:50.2 | | 1:53:50.2 | 8:41.3 |
| 18 | | Q&S Motors, Reynolds & Turner, IES Dan Colley/Adam Yates | E | |  Mitsubishi Evo 9 | Accident | | | |
| 19 | | Timmy Collins/Cliona Collins | E | |  Subaru Impreza | Mechanical | | | |
| 22 | | SJ&S Williams Kumho Tyre DPF Lampeter Dylan Davies/Llion Williams | E | |  Subaru Impreza | Damage. | | | |
| 23 | 12 | Smith and Jones Race Engines , GEO Rally Preparations Mark Jasper/Don Whyatt | D | 2 |  Ford Escort Mk2 | 2:01:32.3 | | 2:01:32.3 | 16:23.4 |
| 24 | | RED Industries, Adgespeed, ABR Engineering Adrian Spencer/Matt Daniels | F | |  Subaru Impreza WRC S11 | Mechanical | | | |
| 25 | 11 | Hopkins Motorsport Philip Hopkins/Aled Edwards | F | 6 |  Mitsubishi Mirage R5 | 2:01:12.3 | | 2:01:12.3 | 16:03.4 |
| 27 | 14 | Toovey Race Engines. ST Motorsport Phil Turner/Ian Meakin | C | 1 |  Ford Escort | 2:02:22.5 | | 2:02:22.5 | 17:13.6 |
| 28 | | Touts LTS Rob Tout/Peredur Davies | E | |  Mitsubishi Evo X | Diff issues | | | |
| 29 | 8 | ITG AIR Filters Richard Clews/Hamish Campbell | E | 4 |  Subaru Impreza STi | 1:58:27.9 | | 1:58:27.9 | 13:19.0 |
| 30 | 9 | DB Autos, Typhoon House, Team BEE, RED5 Carine (Kex) Walker/Dannii Matthews | D | 1 |  BMW 325 | 1:59:41.4 | | 1:59:41.4 | 14:32.5 |
| 31 | 38 | Garden Exteriors/Rallyesport Jody Bowcott/David Millard | F | 8 |  Proton Satria | 3:42:30.4 | | 3:42:30.4 | 117:21.5 |
| 32 | | David Corris/Rachael Corris | E | |  Ford Escort Cosworth WRC | Retired | | | |
| 33 | 10 | Brian Watson/Caroline Will | F | 5 |  Subaru S11 | 2:00:32.9 | | 2:00:32.9 | 15:24.0 |
| 34 | 13 | Martin Doherty/Kevin Flanagan | H3 | 1 |  Ford Escort RS1800 | 2:01:42.9 | | 2:01:42.9 | 16:34.0 |
| 35 | | Gary Leece/John Tarrant | E | |  Mitsubishi Evo 6.5 Tommi Makinen Ed | Propshaft broke. | | | |
| 38 | | Nathan Cafearo/Jim Callister | F | |  Citroën DS3 | Off in stage 1 | | | |

| No. | Pos | Entrant/Sponsor Driver/Co-driver | Class | Class Posn. | Vehicle | Total Stages | Total Penalty | Total Time | Diff. Leader |
|-----|-----|---|-------|----------------|---|----------------------|------------------|---------------|-----------------|
| 39 | 16 | MCC Ltd Chris Ford/Neil Colman | F | 7 |  Subaru Impreza WRC | 2:05:52.9 | | 2:05:52.9 | 20:44.0 |
| 41 | | Booth Construction Ltd, Meiser (UK) Ltd, SMR, LOE Bank Moto Geoff Wright/Jonathan Turnbull | F | |  Ford Fiesta S2000 | Gearbox | | | |
| 43 | | Chris Wheeler Rallying Chris Wheeler/Shawn Layland | D | |  Citroën DS3 R3T | Mechanical after SS4 | | | |
| 47 | 17 | J C Motor Services Ltd Rallying for Chiari Awareness. Tminv John Clayton/Mark Perryman | E | 6 |  Mitsubishi Evo 9 | 2:05:59.1 | | 2:05:59.1 | 20:50.2 |
| 48 | 36 | Mann Construction Rory McCann/Paul McCann | B | 5 |  Honda Civic | 2:36:25.1 | | 2:36:25.1 | 51:16.2 |
| 49 | | Frederic Field/Josh Davison | B | |  Opel Adam | Off in stage | | | |
| 51 | 21 | Gary Davies/Llinos Jones-Edwards | H2 | 1 |  Ford Escort Mk1 | 2:07:39.0 | | 2:07:39.0 | 22:30.1 |
| 52 | | Hywel Davies/Don James | C | |  Ford Escort Mk2 | Retired | | | |
| 53 | | Steve Retchless/Sasha Heriot | D | |  Ford Escort Mk2 | Accident on SS7 | | | |
| 55 | 24 | JJ Aggregares Rhidian Daniels/Tomos Whittle | B | 3 |  Citroën C1 MAX | 2:08:23.3 | | 2:08:23.3 | 23:14.4 |
| 56 | 22 | 2CVCITY.CO.UK & BRF Tony Shields/Neil Bye | H3 | 2 |  Ford Escort | 2:08:03.0 | | 2:08:03.0 | 22:54.1 |
| 60 | | Adrian Kermode/Jonathan Hawkins | H4 | | Astra GTE | Engine | | | |
| 61 | 19 | Promoting Jaffa Fund Dai Roberts/Stephen Christian | B | 1 |  Peugeot 205 GTI | 2:06:20.6 | | 2:06:20.6 | 21:11.7 |
| 62 | 25 | Myerscough College Motorsport John Richardson/Liam McCann | C | 3 |  Ford Escort Mk2 | 2:06:45.9 | 2:00.0 | 2:08:45.9 | 23:37.0 |
| 65 | | CVN Consulting William Root/Graham Wild | E | |  Mitsubishi Evo 5 | Transmission failure | | | |
| 68 | 20 | Spencer Sport/Dynamic Fluids Lloyd Morgan/Marc Clatworthy | A | 1 |  Nissan Micra | 2:07:30.1 | | 2:07:30.1 | 22:21.2 |
| 73 | 23 | Rolec Electrical-Woodfield Garage Roger Priestnall/Jamie Forrest | B | 2 |  Proton Satria S1600 | 2:08:03.7 | | 2:08:03.7 | 22:54.8 |
| 74 | | Etotune, Fury Events Ltd, Chonka Motorsport Michael Farmer/Bruce Lindsay | B | |  Ford Focus | Off in stage | | | |
| 77 | 37 | Graeme Sherry/Sinclair Young | B | 6 |  Honda Civic | 2:57:15.1 | | 2:57:15.1 | 72:06.2 |
| 79 | 15 | TAS Motorsport Chris Rice/Charley Sayer-Payne | E | 5 |  Subaru Impreza | 2:05:03.6 | | 2:05:03.6 | 19:54.7 |
| 80 | 27 | Geoff Glover/Keith Barker | C | 5 |  Vauxhall Astra Mk.III (RWD) | 2:10:59.8 | | 2:10:59.8 | 25:50.9 |
| 84 | 18 | Hills Ford/Hills Contracts/Brookhire/Hills Self Store William Hill/Richard Crozier | C | 2 |  Ford Fiesta R2T | 2:06:16.0 | | 2:06:16.0 | 21:07.1 |
| 90 | 34 | Tim Waters/Jack Waters | D | 5 |  Renault Clio | 2:25:26.6 | | 2:25:26.6 | 40:17.7 |
| 92 | 32 | Dave Riley/Gary Dillon | E | 7 |  Mitsubishi Evo 4 | 2:16:46.2 | | 2:16:46.2 | 31:37.3 |
| 93 | 26 | Strathclyde Gearbox Services, Wheels Around Motorsport, the Paul Doroszczuk/Julian Doroszczuk | C | 4 |  Ford Escort Mk2 | 2:09:34.8 | | 2:09:34.8 | 24:25.9 |
| 94 | 33 | Intasprint Fasteners Mark Barnes/Sophie Louise Buckland | D | 4 |  Abarth 500 | 2:20:06.8 | | 2:20:06.8 | 34:57.9 |
| 98 | 29 | Kololi Beach Resort-the Gambia Martin Freestone/Misha Freestone | H2 | 2 |  Ford Escort Mk1 | 2:11:59.0 | | 2:11:59.0 | 26:50.1 |
| 100 | 31 | Richard Egger/Pat Egger | C | 6 |  Vauxhall Nova | 2:16:00.3 | | 2:16:00.3 | 30:51.4 |
| 101 | | Daniel Davies/James Hood | B | |  Vauxhall Corsa | Retired | | | |
| 102 | | Drury Deliveries Adrian Drury/Cat Lund | B | |  Peugeot 106 GTi | Retired | | | |
| 105 | 30 | Andrew Scott/Ian Robertson | D | 3 |  Ford Escort Mk2 | 2:13:37.8 | | 2:13:37.8 | 28:28.9 |
| 111 | 28 | Bill Paynter/Andy Hollingham | A | 2 |  Peugeot 106 Rallye | 2:11:43.8 | | 2:11:43.8 | 26:34.9 |
| 113 | | MBM Garage Services/Merrills Motorsport Mark Booth/Mark Brew | B | |  Honda Civic | Off in stage | | | |
| 114 | 35 | Kevin Harbour/Dave Tortoisshell | B | 4 |  Citroën C2R2 | 2:26:56.6 | | 2:26:56.6 | 41:47.7 |

| No. | Driver | Class | SS 1 | SS 2 | SS 3 | SS 4 | SS 5 | SS 6 | SS 7 | SS 8 | SS 9 | SS 10 |
|-----|------------------|-------|---------------|------------|----------------|----------------|---------------|------------|---------------|----------------|---------------|---------------|
| | | | Creg-Ny-Baa 1 | Druidale 1 | Knocksharry 1 | Baldwins 1 | Creg-Ny-Baa 2 | Druidale 2 | Knocksharry 2 | Baldwins 2 | Keristal 1 | Keristal 2 |
| 93 | Paul Doroszczuk | C | 4:15.2 | 7:21.2 | <u>11:53.8</u> | <u>13:33.5</u> | 4:04.9 | 7:00.6 | 12:57.4 | 9:18.0 | 3:52.5 | <u>3:48.3</u> |
| 94 | Mark Barnes | D | 4:45.3 | 7:57.2 | <u>11:53.8</u> | <u>13:33.5</u> | 4:35.4 | 7:45.2 | 15:01.4 | 10:51.8 | 4:21.5 | <u>3:48.3</u> |
| 98 | Martin Freestone | H2 | 4:24.3 | 7:17.3 | <u>11:53.8</u> | <u>13:33.5</u> | 4:09.3 | 7:01.7 | 13:18.4 | 9:43.8 | 4:00.3 | <u>3:48.3</u> |
| 100 | Richard Egger | C | 4:36.0 | 7:45.1 | <u>11:53.8</u> | <u>13:33.5</u> | 4:27.5 | 7:25.8 | 13:56.0 | 10:04.1 | 4:06.5 | <u>3:48.3</u> |
| 101 | Daniel Davies | B | 4:11.1 | 7:17.6 | <u>11:53.8</u> | <u>13:33.5</u> | 4:07.4 | 7:06.0 | 13:23.2 | 9:53.2 | Retired | |
| 102 | Adrian Drury | B | 4:51.0 | 8:45.9 | <u>11:53.8</u> | <u>13:33.5</u> | 4:44.7 | 8:11.1 | 14:56.6 | 10:31.1 | 4:04.4 | <u>3:48.3</u> |
| 105 | Andrew Scott | D | 4:16.6 | 7:34.6 | <u>11:53.8</u> | <u>13:33.5</u> | 4:09.2 | 7:34.9 | 14:12.2 | 10:15.0 | 3:41.5 | <u>3:48.3</u> |
| 111 | Bill Paynter | A | 3:54.8 | 7:19.4 | <u>11:53.8</u> | <u>13:33.5</u> | 4:04.6 | 7:00.2 | 13:26.0 | 9:52.4 | 3:49.0 | <u>3:48.3</u> |
| 113 | Mark Booth | B | 4:42.7 | 8:32.4 | <u>11:53.8</u> | <u>13:33.5</u> | 4:41.6 | 8:04.2 | 15:03.0 | 29:00.0 | <u>4:27.1</u> | <u>3:48.3</u> |
| 114 | Kevin Harbour | B | 4:32.4 | 8:36.9 | <u>11:53.8</u> | <u>13:33.5</u> | 4:39.1 | 8:21.5 | 15:20.0 | 10:56.0 | 7:00.0 | <u>3:48.3</u> |

Times set by Restarters are shown as **12:34.5** . Notional times are shown as 12:34.5 .

Issued at 18:56 on 12 May 2018

5

Results by North East Rally Services
Software by Tynemouth Computer Services

Bet on Aces Manx National Rally

11th - 12th May 2018

Final Stage Times

| No. | Driver | Class | SS 11 | SS 12 | SS 13 | SS 14 | SS 15 | SS 16 | Penalties |
|-----|------------------------|-------|---------------------------|--------------|--------------|--------------|------------|------------|-----------|
| | | | Parville 1 | St Marks 1 | Balladoole 2 | Balladoole 2 | Parville 2 | St Marks 2 | |
| 1 | Hugh Hunter | F | Electrical problems | | | | | | |
| 2 | Jason Tauber Pritchard | F | 10:36.5 | 7:37.2 | 3:27.7 | 3:26.2 | 10:22.0 | 7:27.3 | |
| 3 | Damian Cole | F | Stopped | | | | | | |
| 4 | Daniel Harper | F | 10:50.3 | 7:47.2 | 3:37.4 | 3:32.3 | 10:40.7 | 7:39.1 | |
| 5 | Peter Taylor | F | Breach of Article R38.1.4 | | | | | | |
| 6 | Jamie Jukes | F | 10:56.1 | 7:49.4 | 3:34.3 | 3:34.1 | 10:50.6 | 7:47.4 | |
| 7 | Tristan John Pye | E | Mechanical | | | | | | |
| 8 | David Hardie | E | Suspension | | | | | | |
| 9 | Bob Fowden | F | Engine fire | | | | | | |
| 10 | Stu Bainborough | E | 11:09.2 | 8:02.8 | 3:40.5 | Shaft | | | |
| 11 | Andrew Dudgeon | E | Crank Sensor failure | | | | | | |
| 12 | John Indri | F | 11:41.6 | 8:18.0 | 3:43.5 | 3:41.3 | 11:03.0 | 8:06.3 | |
| 14 | Paul Kirtley | F | 11:10.0 | 8:15.6 | 3:32.7 | 3:28.8 | 10:50.1 | 7:49.7 | |
| 15 | Donnie MacDonald | E | 11:28.2 | 8:10.1 | 3:39.8 | 3:33.2 | 11:18.0 | 8:07.4 | |
| 16 | Barry Groundwater | E | 11:28.1 | 8:08.1 | 3:42.0 | 3:33.2 | 11:16.3 | 8:00.6 | |
| 17 | Wayne Sisson | E | 11:04.2 | 7:59.1 | 3:44.8 | 3:36.8 | 11:11.4 | 8:13.9 | |
| 18 | Dan Colley | E | Accident | | | | | | |
| 19 | Timmy Collins | E | Mechanical | | | | | | |
| 22 | Dylan Davies | E | Damage. | | | | | | |
| 23 | Mark Jasper | D | 11:49.9 | 8:36.3 | 3:45.7 | 3:41.8 | 11:46.1 | 8:19.8 | |
| 24 | Adrian Spencer | F | Mechanical | | | | | | |
| 25 | Philip Hopkins | F | 11:33.6 | 8:09.2 | 3:38.7 | 3:33.5 | 11:09.7 | 8:09.8 | |
| 27 | Phil Turner | C | 11:54.8 | 8:45.8 | 4:01.3 | 3:48.4 | 11:44.8 | 8:31.3 | |
| 28 | Rob Tout | E | Diff issues | | | | | | |
| 29 | Richard Clews | E | 11:25.6 | 8:18.1 | 3:47.0 | 3:45.7 | 11:22.0 | 8:14.5 | |
| 30 | Carine (Kex) Walker | D | 11:58.3 | 8:41.3 | 4:00.7 | 3:56.5 | 11:48.7 | 8:34.0 | |
| 31 | Jody Bowcott | F | 11:10.3 | 8:02.3 | 3:34.0 | 3:29.4 | 11:01.5 | 7:57.4 | |
| 32 | David Corris | E | Retired | | | | | | |
| 33 | Brian Watson | F | 11:45.8 | 8:30.9 | 3:50.0 | 3:42.4 | 11:29.3 | 8:10.8 | |
| 34 | Martin Doherty | H3 | 11:59.3 | 8:37.1 | 3:50.6 | 3:46.7 | 11:47.9 | 8:25.3 | |
| 35 | Gary Leece | E | Propshaft broke. | | | | | | |
| 38 | Nathan Cafearo | F | Off in stage 1 | | | | | | |
| 39 | Chris Ford | F | 12:11.2 | 8:39.5 | 4:00.1 | 3:51.2 | 12:24.7 | 8:47.2 | |
| 41 | Geoff Wright | F | Gearbox | | | | | | |
| 43 | Chris Wheeler | D | Mechanical after SS4 | | | | | | |
| 47 | John Clayton | E | 12:20.7 | 8:44.1 | 3:50.9 | 3:52.6 | 11:54.2 | 8:36.5 | |
| 48 | Rory McCann | B | 11:49.7 | 8:37.2 | 3:57.8 | 3:54.7 | 11:36.5 | 8:22.0 | |
| 49 | Frederic Field | B | Off in stage | | | | | | |
| 51 | Gary Davies | H2 | 12:33.1 | 8:54.2 | 4:00.2 | 3:51.4 | 12:07.1 | 8:44.5 | |
| 52 | Hywel Davies | C | 13:02.2 | 9:15.7 | 4:06.9 | 4:01.7 | 12:48.4 | Retired | |
| 53 | Steve Retchless | D | Accident on SS7 | | | | | | |
| 55 | Rhidian Daniels | B | 12:47.3 | 9:13.9 | 3:59.2 | 3:52.6 | 12:09.8 | 8:50.9 | |
| 56 | Tony Shields | H3 | 12:36.1 | 9:06.9 | 4:03.5 | 4:00.7 | 12:41.5 | 9:02.8 | |
| 60 | Adrian Kermode | H4 | Engine | | | | | | |
| 61 | Dai Roberts | B | 12:23.3 | 8:59.8 | 4:44.8 | 4:46.3 | 13:49.3 | 8:48.5 | |
| 62 | John Richardson | C | 12:34.3 | 8:57.8 | 4:05.5 | 3:59.4 | 12:31.6 | 9:04.7 | 2:00.0 |
| 65 | William Root | E | Transmission failure | | | | | | |
| 68 | Lloyd Morgan | A | 12:45.7 | 9:06.1 | 4:04.3 | 3:59.0 | 12:27.6 | 8:59.2 | |
| 73 | Roger Priestnall | B | 12:23.1 | 8:58.7 | 4:06.3 | 3:58.2 | 12:15.7 | 8:30.5 | |
| 74 | Michael Farmer | B | 12:24.1 | Off in stage | | | | | |
| 77 | Graeme Sherry | B | 13:42.6 | 9:41.3 | 4:17.2 | 4:10.9 | 13:27.6 | 9:27.5 | |
| 79 | Chris Rice | E | 12:03.8 | 8:43.0 | 3:54.1 | 3:52.1 | 11:54.9 | 8:37.7 | |
| 80 | Geoff Glover | C | 12:43.5 | 9:19.7 | 4:08.5 | 4:03.7 | 12:42.0 | 9:15.5 | |
| 84 | William Hill | C | 12:08.0 | 8:43.4 | 4:03.1 | 3:55.9 | 11:52.1 | 8:40.6 | |
| 90 | Tim Waters | D | 14:23.8 | 10:30.1 | 4:41.1 | 4:30.8 | 14:43.2 | 10:46.2 | |
| 92 | Dave Riley | E | 13:09.9 | 10:14.4 | 4:13.1 | 4:05.5 | 13:04.3 | 9:39.8 | |

Notional times are shown as 12:34.5.

Issued at 18:56 on 12 May 2018

Bet on Aces Manx National Rally








































11th - 12th May 2018

Final Stage Times



























| No. | Driver | Class | SS 11 | SS 12 | SS 13 | SS 14 | SS 15 | SS 16 | Penalties |
|-----|------------------|-------|--------------|----------------|--------------|--------------|------------|------------|-----------|
| | | | Parville 1 | St Marks 1 | Balladoole 2 | Balladoole 2 | Parville 2 | St Marks 2 | |
| 93 | Paul Doroszczuk | C | 12:41.5 | 9:10.4 | 4:03.7 | 3:57.3 | 12:29.1 | 9:07.4 | |
| 94 | Mark Barnes | D | 13:26.1 | 10:14.4 | 4:21.1 | 4:15.3 | 13:34.7 | 9:41.8 | |
| 98 | Martin Freestone | H2 | 12:49.5 | 9:21.9 | 4:11.8 | 4:05.5 | 12:58.0 | 9:21.6 | |
| 100 | Richard Egger | C | 13:20.7 | 9:36.5 | 4:17.8 | 4:17.2 | 13:16.0 | 9:35.5 | |
| 101 | Daniel Davies | B | Retired | | | | | | |
| 102 | Adrian Drury | B | Retired | | | | | | |
| 105 | Andrew Scott | D | 12:37.8 | 9:17.6 | 4:11.7 | 4:02.4 | 13:07.1 | 9:21.6 | |
| 111 | Bill Paynter | A | 13:04.0 | 9:28.4 | 4:05.0 | 4:00.2 | 12:58.6 | 9:25.6 | |
| 113 | Mark Booth | B | Off in stage | | | | | | |
| 114 | Kevin Harbour | B | 14:20.5 | <u>10:14.4</u> | 4:34.1 | 4:20.0 | 14:19.2 | 10:26.9 | |

Notional times are shown as 12:34.5.

Issued at 18:56 on 12 May 2018

| Pos | No. | Driver/Co-driver | Class | Ovrll Pos. | Vehicle | Total Stages | Total Penalty | Total Time | Diff. Leader |
|-----------------|-----|-------------------------------------|-------|------------|---|--------------|---------------|------------|--------------|
| Class A | | | | | | | | | |
| 1 | 68 | Lloyd Morgan/Marc Clatworthy | A | 20 |  Nissan Micra | 2:07:30.1 | | 2:07:30.1 | |
| 2 | 111 | Bill Paynter/Andy Hollingham | A | 28 |  Peugeot 106 Rallye | 2:11:43.8 | | 2:11:43.8 | 4:13.7 |
| Class B | | | | | | | | | |
| 1 | 61 | Dai Roberts/Stephen Christian | B | 19 |  Peugeot 205 GTI | 2:06:20.6 | | 2:06:20.6 | |
| 2 | 73 | Roger Priestnall/Jamie Forrest | B | 23 |  Proton Satria S1600 | 2:08:03.7 | | 2:08:03.7 | 1:43.1 |
| 3 | 55 | Rhidian Daniels/Tomos Whittle | B | 24 |  Citroën C1 MAX | 2:08:23.3 | | 2:08:23.3 | 2:02.7 |
| 4 | 114 | Kevin Harbour/Dave Tortoishell | B | 35 |  Citroën C2R2 | 2:26:56.6 | | 2:26:56.6 | 20:36.0 |
| 5 | 48 | Rory McCann/Paul McCann | B | 36 |  Honda Civic | 2:36:25.1 | | 2:36:25.1 | 30:04.5 |
| 6 | 77 | Graeme Sherry/Sinclair Young | B | 37 |  Honda Civic | 2:57:15.1 | | 2:57:15.1 | 50:54.5 |
| Class C | | | | | | | | | |
| 1 | 27 | Phil Turner/Ian Meakin | C | 14 |  Ford Escort | 2:02:22.5 | | 2:02:22.5 | |
| 2 | 84 | William Hill/Richard Crozier | C | 18 |  Ford Fiesta R2T | 2:06:16.0 | | 2:06:16.0 | 3:53.5 |
| 3 | 62 | John Richardson/Liam McCann | C | 25 |  Ford Escort Mk2 | 2:06:45.9 | 2:00.0 | 2:08:45.9 | 6:23.4 |
| 4 | 93 | Paul Doroszczuk/Julian Doroszczuk | C | 26 |  Ford Escort Mk2 | 2:09:34.8 | | 2:09:34.8 | 7:12.3 |
| 5 | 80 | Geoff Glover/Keith Barker | C | 27 |  Vauxhall Astra Mk.III (RWD) | 2:10:59.8 | | 2:10:59.8 | 8:37.3 |
| 6 | 100 | Richard Egger/Pat Egger | C | 31 |  Vauxhall Nova | 2:16:00.3 | | 2:16:00.3 | 13:37.8 |
| Class D | | | | | | | | | |
| 1 | 30 | Carine (Kex) Walker/Dannii Matthews | D | 9 |  BMW 325 | 1:59:41.4 | | 1:59:41.4 | |
| 2 | 23 | Mark Jasper/Don Whyatt | D | 12 |  Ford Escort Mk2 | 2:01:32.3 | | 2:01:32.3 | 1:50.9 |
| 3 | 105 | Andrew Scott/Ian Robertson | D | 30 |  Ford Escort Mk2 | 2:13:37.8 | | 2:13:37.8 | 13:56.4 |
| 4 | 94 | Mark Barnes/Sophie Louise Buckland | D | 33 |  Abarth 500 | 2:20:06.8 | | 2:20:06.8 | 20:25.4 |
| 5 | 90 | Tim Waters/Jack Waters | D | 34 |  Renault Clio | 2:25:26.6 | | 2:25:26.6 | 25:45.2 |
| Class E | | | | | | | | | |
| 1 | 17 | Wayne Sisson/Max Freeman | E | 3 |  Mitsubishi Evo X | 1:53:50.2 | | 1:53:50.2 | |
| 2 | 16 | Barry Groundwater/Neil Shanks | E | 5 |  Mitsubishi Lancer Evo 10 | 1:55:48.6 | | 1:55:48.6 | 1:58.4 |
| 3 | 15 | Donnie MacDonald/Michael Hendry | E | 6 |  Mitsubishi Evo 9 | 1:57:11.9 | | 1:57:11.9 | 3:21.7 |
| 4 | 29 | Richard Clews/Hamish Campbell | E | 8 |  Subaru Impreza STi | 1:58:27.9 | | 1:58:27.9 | 4:37.7 |
| 5 | 79 | Chris Rice/Charley Sayer-Payne | E | 15 |  Subaru Impreza | 2:05:03.6 | | 2:05:03.6 | 11:13.4 |
| 6 | 47 | John Clayton/Mark Perryman | E | 17 |  Mitsubishi Evo 9 | 2:05:59.1 | | 2:05:59.1 | 12:08.9 |
| 7 | 92 | Dave Riley/Gary Dillon | E | 32 |  Mitsubishi Evo 4 | 2:16:46.2 | | 2:16:46.2 | 22:56.0 |
| Class F | | | | | | | | | |
| 1 | 2 | Jason Tauber Pritchard/Phil Clarke | F | 1 |  Ford Focus WRC | 1:45:08.9 | | 1:45:08.9 | |
| 2 | 4 | Daniel Harper/Chris Campbell | F | 2 |  Mini JCW WRC | 1:48:15.1 | | 1:48:15.1 | 3:06.2 |
| 3 | 14 | Paul Kirtley/David Jones | F | 4 |  Subaru Impreza | 1:54:57.2 | | 1:54:57.2 | 9:48.3 |
| 4 | 12 | John Indri/Mathew Smalley | F | 7 |  Mitsubishi Mirage | 1:57:59.2 | | 1:57:59.2 | 12:50.3 |
| 5 | 33 | Brian Watson/Caroline Will | F | 10 |  Subaru S11 | 2:00:32.9 | | 2:00:32.9 | 15:24.0 |
| 6 | 25 | Philip Hopkins/Aled Edwards | F | 11 |  Mitsubishi Mirage R5 | 2:01:12.3 | | 2:01:12.3 | 16:03.4 |
| 7 | 39 | Chris Ford/Neil Colman | F | 16 |  Subaru Impreza WRC | 2:05:52.9 | | 2:05:52.9 | 20:44.0 |
| 8 | 31 | Jody Bowcott/David Millard | F | 38 |  Proton Satria | 3:42:30.4 | | 3:42:30.4 | 117:21.5 |
| 9 | 6 | Jamie Jukes/James Morgan | F | 39 |  Mitsubishi Mirage R5 | 4:11:30.4 | | 4:11:30.4 | 146:21.5 |
| Class H2 | | | | | | | | | |
| 1 | 51 | Gary Davies/Llinos Jones-Edwards | H2 | 21 |  Ford Escort Mk1 | 2:07:39.0 | | 2:07:39.0 | |
| 2 | 98 | Martin Freestone/Misha Freestone | H2 | 29 |  Ford Escort Mk1 | 2:11:59.0 | | 2:11:59.0 | 4:20.0 |
| Class H3 | | | | | | | | | |
| 1 | 34 | Martin Doherty/Kevin Flanagan | H3 | 13 |  Ford Escort RS1800 | 2:01:42.9 | | 2:01:42.9 | |
| 2 | 56 | Tony Shields/Neil Bye | H3 | 22 |  Ford Escort | 2:08:03.0 | | 2:08:03.0 | 6:20.1 |

| No. | Driver/Co-driver | Class | Control | Reason | Penalty | Total |
|-----|-----------------------------|-------|---------|---------------|---------|--------|
| 62 | John Richardson/Liam McCann | C | ATC8 | Early at ATC8 | 2:00.0 | 2:00.0 |

| No. | Driver/Co-driver | Class | Vehicle | Location | Reason |
|-----|----------------------------------|-------|---|----------|---------------------------|
| 1 | Hugh Hunter/Rob Fagg | F |  Ford Fiesta WRC | Stage 1 | Electrical problems |
| 3 | Damian Cole/Jamie Edwards | F |  Ford Fiesta WRC | ATC7 | Stopped |
| 5 | Peter Taylor/Andrew Roughead | F |  Ford Fiesta WRC | MC2 | Breach of Article R38.1.4 |
| 7 | Tristan John Pye/Andrew Falconer | E |  Subaru Impreza | RGP1 IN | Mechanical |
| 8 | David Hardie/John McCulloch | E |  Subaru Impreza | Stage 11 | Suspension |
| 9 | Bob Fowden/Den Golding | F |  Subaru S11 WRC | Stage 10 | Engine fire |
| 10 | Stu Bainborough/Jane Nicol | E |  Mitsubishi Evo 6 | ATC14 | Shaft |
| 11 | Andrew Dudgeon/Joseph Dooley | E |  Mitsubishi Evo 6.5 | Stage 9 | Crank Sensor failure |
| 18 | Dan Colley/Adam Yates | E |  Mitsubishi Evo 9 | Stage 6 | Accident |
| 19 | Timmy Collins/Cliona Collins | E |  Subaru Impreza | ATC7 | Mechanical |
| 22 | Dylan Davies/Llion Williams | E |  Subaru Impreza | Stage 4 | Damage. |
| 24 | Adrian Spencer/Matt Daniels | F |  Subaru Impreza WRC S11 | DUE MC3 | Mechanical |
| 28 | Rob Tout/Peredur Davies | E |  Mitsubishi Evo X | ATC3 | Diff issues |
| 32 | David Corris/Rachael Corris | E |  Ford Escort Cosworth WRC | Stage 2 | Retired |
| 35 | Gary Leece/John Tarrant | E |  Mitsubishi Evo 6.5 Tommi Makinen Ed | MC3 | Propshaft broke. |
| 38 | Nathan Cafearo/Jim Callister | F |  Citroën DS3 | DUE MC3 | Off in stage 1 |
| 41 | Geoff Wright/Jonathan Turnbull | F |  Ford Fiesta S2000 | SS11 | Gearbox |
| 43 | Chris Wheeler/Shawn Layland | D |  Citroën DS3 R3T | DUE SA1 | Mechanical after SS4 |
| 49 | Frederic Field/Josh Davison | B |  Opel Adam | Stage 9 | Off in stage |
| 52 | Hywel Davies/Don James | C |  Ford Escort Mk2 | ATC16 | Retired |
| 53 | Steve Retchless/Sasha Heriot | D |  Ford Escort Mk2 | DUE MC3 | Accident on SS7 |
| 60 | Adrian Kermode/Jonathan Hawkins | H4 | Astra GTE | Stage 9 | Engine |
| 65 | William Root/Graham Wild | E |  Mitsubishi Evo 5 | DUE MC3 | Transmission failure |
| 74 | Michael Farmer/Bruce Lindsay | B |  Ford Focus | Stage 12 | Off in stage |
| 101 | Daniel Davies/James Hood | B |  Vauxhall Corsa | Stage 9 | Retired |
| 102 | Adrian Drury/Cat Lund | B |  Peugeot 106 GTi | Stage 11 | Retired |
| 113 | Mark Booth/Mark Brew | B |  Honda Civic | Stage 11 | Off in stage |

| SS 1 Creg-Ny-Baa 1 Fastest 74.84mph Length 3.95 mile | | | SS 2 Druidale 1 Fastest 62.12mph Length 5.81 mile | | | SS 3 Knocksharry 1 Fastest 69.25mph Length 11.92 mile | | | SS 4 Baldwins1 Fastest 64.02mph Length 11.15 mile | | | SS 5 Creg-Ny-Baa 2 Fastest 74.84mph Length 3.95 mile | | |
|--|-------------|---------|---|-------------|---------|---|-------------|---------|--|-------------|---------|--|-------------|---------|
| No. | Driver | Time | No. | Driver | Time | No. | Driver | Time | No. | Driver | Time | No. | Driver | Time |
| 2 | Pritchard | 3:10.0 | 2 | Pritchard | 5:36.7 | 2 | Pritchard | 10:19.7 | 2 | Pritchard | 10:27.0 | 2 | Pritchard | 3:10.0 |
| 6 | Jukes | 3:22.0 | 4 | Harper | 5:57.5 | 4 | Harper | 10:34.0 | 4 | Harper | 10:55.8 | 4 | Harper | 3:15.8 |
| 4 | Harper | 3:25.1 | 7 | Pye | 6:00.6 | 5 | Taylor | 10:39.7 | 7 | Pye | 11:14.1 | 5 | Taylor | 3:17.3 |
| 3 | Cole | 3:26.9 | 18 | Colley | 6:05.6 | 7 | Pye | 10:39.9 | 11 | Dudgeon | 11:20.4 | 9 | Fowden | 3:20.7 |
| 5 | Taylor | 3:27.5 | 5 | Taylor | 6:14.8 | 11 | Dudgeon | 10:42.8 | 17 | Sisson | 11:35.1 | 25 | Hopkins | 3:21.0 |
| 10 | Bainborougl | 3:27.7 | 30 | Walker | 6:25.8 | 9 | Fowden | 11:05.8 | 5 | Taylor | 11:41.2 | 17 | Sisson | 3:21.8 |
| 11 | Dudgeon | 3:28.7 | 31 | Bowcott | 6:27.8 | 22 | Davies | 11:14.3 | 30 | Walker | 11:41.6 | 14 | Kirtley | 3:24.0 |
| 18 | Colley | 3:28.9 | 19 | Collins | 6:28.0 | 14 | Kirtley | 11:16.8 | 19 | Collins | 11:41.9 | 35 | Leece | 3:24.3 |
| 7 | Pye | 3:30.5 | 17 | Sisson | 6:28.1 | 8 | Hardie | 11:22.3 | 14 | Kirtley | 11:43.4 | 11 | Dudgeon | 3:25.9 |
| 12 | Indri | 3:32.5 | 10 | Bainborougl | 6:32.3 | 10 | Bainborougl | 11:26.3 | 35 | Leece | 11:46.9 | 16 | Groundwater | 3:26.8 |
| SS 6 Druidale 2 Fastest 62.23mph Length 5.81 mile | | | SS 7 Knocksharry 2 Fastest 70.01mph Length 11.92 mile | | | SS 8 Baldwins 2 Fastest 64.30mph Length 7.92 mile | | | SS 9 Keristal 1 Fastest 73.64mph Length 3.87 mile | | | SS 10 Keristal 2 Fastest 74.70mph Length 3.87 mile | | |
| No. | Driver | Time | No. | Driver | Time | No. | Driver | Time | No. | Driver | Time | No. | Driver | Time |
| 5 | Taylor | 5:36.1 | 2 | Pritchard | 10:12.9 | 2 | Pritchard | 7:23.4 | 2 | Pritchard | 3:09.2 | 2 | Pritchard | 3:06.5 |
| 2 | Pritchard | 5:36.6 | 4 | Harper | 10:22.9 | 4 | Harper | 7:28.3 | 4 | Harper | 3:16.6 | 4 | Harper | 3:14.5 |
| 4 | Harper | 5:37.6 | 5 | Taylor | 10:32.8 | 17 | Sisson | 8:01.8 | 14 | Kirtley | 3:18.6 | 6 | Jukes | 3:16.5 |
| 11 | Dudgeon | 5:48.6 | 11 | Dudgeon | 10:42.8 | 5 | Taylor | 8:04.2 | 8 | Hardie | 3:19.4 | 8 | Hardie | 3:16.8 |
| 17 | Sisson | 5:55.0 | 16 | Groundwater | 10:53.9 | 48 | McCann | 8:04.8 | 17 | Sisson | 3:19.7 | 17 | Sisson | 3:18.7 |
| 9 | Fowden | 6:03.5 | 17 | Sisson | 10:59.8 | 16 | Groundwater | 8:10.7 | 6 | Jukes | 3:20.0 | 25 | Hopkins | 3:19.1 |
| 41 | Wright | 6:05.0 | 9 | Fowden | 11:10.0 | 41 | Wright | 8:12.9 | 9 | Fowden | 3:21.6 | 10 | Bainborougl | 3:19.3 |
| 30 | Walker | 6:05.5 | 12 | Indri | 11:11.2 | 25 | Hopkins | 8:13.6 | 16 | Groundwater | 3:24.7 | 29 | Clews | 3:22.1 |
| 35 | Leece | 6:06.4 | 15 | MacDonald | 11:26.3 | 9 | Fowden | 8:14.7 | 10 | Bainborougl | 3:25.0 | 15 | MacDonald | 3:22.8 |
| 16 | Groundwater | 6:09.2 | 25 | Hopkins | 11:26.4 | 30 | Walker | 8:22.5 | 25 | Hopkins | 3:25.5 | 12 | Indri | 3:23.5 |
| SS 11 Parville 1 Fastest 71.15mph Length 12.58 mile | | | SS 12 St Marks 1 Fastest 71.65mph Length 9.10 mile | | | SS 13 Balladoole 2 Fastest 61.36mph Length 3.54 mile | | | SS 14 Balladoole 2 Fastest 61.80mph Length 3.54 mile | | | SS 15 Parville 2 Fastest 72.81mph Length 12.58 mile | | |
| No. | Driver | Time | No. | Driver | Time | No. | Driver | Time | No. | Driver | Time | No. | Driver | Time |
| 2 | Pritchard | 10:36.5 | 2 | Pritchard | 7:37.2 | 2 | Pritchard | 3:27.7 | 2 | Pritchard | 3:26.2 | 2 | Pritchard | 10:22.0 |
| 4 | Harper | 10:50.3 | 4 | Harper | 7:47.2 | 14 | Kirtley | 3:32.7 | 14 | Kirtley | 3:28.8 | 4 | Harper | 10:40.7 |
| 6 | Jukes | 10:56.1 | 6 | Jukes | 7:49.4 | 31 | Bowcott | 3:34.0 | 31 | Bowcott | 3:29.4 | 14 | Kirtley | 10:50.1 |
| 17 | Sisson | 11:04.2 | 17 | Sisson | 7:59.1 | 6 | Jukes | 3:34.3 | 4 | Harper | 3:32.3 | 6 | Jukes | 10:50.6 |
| 10 | Bainborougl | 11:09.2 | 31 | Bowcott | 8:02.3 | 4 | Harper | 3:37.4 | 15= | MacDonald | 3:33.2 | 31 | Bowcott | 11:01.5 |
| 14 | Kirtley | 11:10.0 | 10 | Bainborougl | 8:02.8 | 25 | Hopkins | 3:38.7 | 16= | Groundwater | 3:33.2 | 12 | Indri | 11:03.0 |
| 31 | Bowcott | 11:10.3 | 16 | Groundwater | 8:08.1 | 15 | MacDonald | 3:39.8 | 25 | Hopkins | 3:33.5 | 25 | Hopkins | 11:09.7 |
| 29 | Clews | 11:25.6 | 25 | Hopkins | 8:09.2 | 10 | Bainborougl | 3:40.5 | 6 | Jukes | 3:34.1 | 17 | Sisson | 11:11.4 |
| 16 | Groundwater | 11:28.1 | 15 | MacDonald | 8:10.1 | 16 | Groundwater | 3:42.0 | 17 | Sisson | 3:36.8 | 16 | Groundwater | 11:16.3 |
| 15 | MacDonald | 11:28.2 | 14 | Kirtley | 8:15.6 | 12 | Indri | 3:43.5 | 12 | Indri | 3:41.3 | 15 | MacDonald | 11:18.0 |
| SS 16 St Marks 2 Fastest 73.24mph Length 9.10 mile | | | | | | | | | | | | | | |
| No. | Driver | Time | | | | | | | | | | | | |
| 2 | Pritchard | 7:27.3 | | | | | | | | | | | | |
| 4 | Harper | 7:39.1 | | | | | | | | | | | | |
| 6 | Jukes | 7:47.4 | | | | | | | | | | | | |
| 14 | Kirtley | 7:49.7 | | | | | | | | | | | | |
| 31 | Bowcott | 7:57.4 | | | | | | | | | | | | |
| 16 | Groundwater | 8:00.6 | | | | | | | | | | | | |
| 12 | Indri | 8:06.3 | | | | | | | | | | | | |
| 15 | MacDonald | 8:07.4 | | | | | | | | | | | | |
| 25 | Hopkins | 8:09.8 | | | | | | | | | | | | |
| 33 | Watson | 8:10.8 | | | | | | | | | | | | |

| SS 1 Creg-Ny-Baa 1 Tarmac Length 3.95 mile | | | SS 2 Druidale 1 Tarmac Length 5.81 mile | | | SS 3 Knocksharry 1 Tarmac Length 11.92 mile | | | SS 4 Baldwins1 Tarmac Length 11.15 mile | | | SS 5 Creg-Ny-Baa 2 Tarmac Length 3.95 mile | | |
|--|------------|-----------|---|------------|-----------|---|------------|-----------|--|-----------|-----------|--|-----------|-----------|
| No. | Driver | Total | No. | Driver | Total | No. | Driver | Total | No. | Driver | Total | No. | Driver | Total |
| 2 | Pritchard | 0:03:10.0 | 2 | Pritchard | 0:08:46.7 | 2 | Pritchard | 0:19:06.4 | 2 | Pritchard | 0:29:33.4 | 2 | Pritchard | 0:32:43.4 |
| 6 | Jukes | 0:03:22.0 | 4 | Harper | 0:09:22.6 | 4 | Harper | 0:19:56.6 | 4 | Harper | 0:30:52.4 | 4 | Harper | 0:34:08.2 |
| 4 | Harper | 0:03:25.1 | 7 | Pye | 0:09:31.1 | 7 | Pye | 0:20:11.0 | 5 | Taylor | 0:32:03.2 | 5 | Taylor | 0:35:20.5 |
| 3 | Cole | 0:03:26.9 | 18 | Colley | 0:09:34.5 | 5 | Taylor | 0:20:22.0 | 17 | Sisson | 0:33:03.2 | 17 | Sisson | 0:36:25.0 |
| 5 | Taylor | 0:03:27.5 | 5 | Taylor | 0:09:42.3 | 10 | Bainboroug | 0:21:26.3 | 14 | Kirtley | 0:33:22.3 | 14 | Kirtley | 0:36:46.3 |
| 10 | Bainboroug | 0:03:27.7 | 10 | Bainboroug | 0:10:00.0 | 9 | Sisson | 0:21:28.1 | 19 | Collins | 0:33:33.3 | 19 | Collins | 0:37:00.7 |
| 11 | Dudgeon | 0:03:28.7 | 17 | Sisson | 0:10:01.4 | 7 | Fowden | 0:21:38.2 | 30 | Walker | 0:33:40.1 | 9 | Fowden | 0:37:04.9 |
| 18 | Colley | 0:03:28.9 | 30 | Walker | 0:10:04.7 | 14 | Kirtley | 0:21:38.9 | 9 | Fowden | 0:33:44.2 | 30 | Walker | 0:37:15.3 |
| 7 | Pye | 0:03:30.5 | 19 | Collins | 0:10:05.0 | 22 | Davies | 0:21:42.5 | 35 | Leece | 0:33:52.8 | 35 | Leece | 0:37:17.1 |
| 12 | Indri | 0:03:32.5 | 31 | Bowcott | 0:10:06.3 | 19 | Collins | 0:21:51.4 | 16 | Groundwat | 0:34:10.9 | 16 | Groundwat | 0:37:37.7 |
| SS 6 Druidale 2 Tarmac Length 5.81 mile | | | SS 7 Knocksharry 2 Tarmac Length 11.92 mile | | | SS 8 Baldwins 2 Tarmac Length 7.92 mile | | | SS 9 Keristal 1 Tarmac Length 3.87 mile | | | SS 10 Keristal 2 Tarmac Length 3.87 mile | | |
| No. | Driver | Total | No. | Driver | Total | No. | Driver | Total | No. | Driver | Total | No. | Driver | Total |
| 2 | Pritchard | 0:38:20.0 | 2 | Pritchard | 0:48:32.9 | 2 | Pritchard | 0:55:56.3 | 2 | Pritchard | 0:59:05.5 | 2 | Pritchard | 1:02:12.0 |
| 4 | Harper | 0:39:45.8 | 4 | Harper | 0:50:08.7 | 4 | Harper | 0:57:37.0 | 4 | Harper | 1:00:53.6 | 4 | Harper | 1:04:08.1 |
| 5 | Taylor | 0:40:56.6 | 17 | Sisson | 0:53:19.8 | 7 | Sisson | 1:01:21.6 | 17 | Sisson | 1:04:41.3 | 17 | Sisson | 1:08:00.0 |
| 17 | Sisson | 0:42:20.0 | 9 | Fowden | 0:54:18.4 | 9 | Fowden | 1:02:33.1 | 9 | Fowden | 1:05:54.7 | 16 | Groundwat | 1:09:40.3 |
| 14 | Kirtley | 0:42:57.9 | 14 | Kirtley | 0:54:30.9 | 16 | Groundwat | 1:02:51.5 | 16 | Groundwat | 1:06:16.2 | 14 | Kirtley | 1:09:50.3 |
| 9 | Fowden | 0:43:08.4 | 16 | Groundwat | 0:54:40.8 | 14 | Kirtley | 1:03:07.9 | 14 | Kirtley | 1:06:26.5 | 30 | Walker | 1:10:41.9 |
| 30 | Walker | 0:43:20.8 | 30 | Walker | 0:54:53.5 | 30 | Walker | 1:03:16.0 | 30 | Walker | 1:06:57.4 | 15 | MacDonald | 1:10:55.2 |
| 35 | Leece | 0:43:23.5 | 11 | Dudgeon | 0:55:29.2 | 41 | Wright | 1:03:54.3 | 41 | Wright | 1:07:24.3 | 41 | Wright | 1:11:08.8 |
| 16 | Groundwat | 0:43:46.9 | 15 | MacDonald | 0:55:32.1 | 15 | MacDonald | 1:04:04.9 | 15 | MacDonald | 1:07:32.4 | 12 | Indri | 1:11:25.5 |
| 15 | MacDonald | 0:44:05.8 | 41 | Wright | 0:55:41.4 | 48 | McCann | 1:04:07.2 | 12 | Indri | 1:08:02.0 | 29 | Clews | 1:11:35.0 |
| SS 11 Parville 1 Tarmac Length 12.58 mile | | | SS 12 St Marks 1 Tarmac Length 9.10 mile | | | SS 13 Balladoole 2 Tarmac Length 3.54 mile | | | SS 14 Balladoole 2 Tarmac Length 3.54 mile | | | SS 15 Parville 2 Tarmac Length 12.58 mile | | |
| No. | Driver | Total | No. | Driver | Total | No. | Driver | Total | No. | Driver | Total | No. | Driver | Total |
| 2 | Pritchard | 1:12:48.5 | 2 | Pritchard | 1:20:25.7 | 2 | Pritchard | 1:23:53.4 | 2 | Pritchard | 1:27:19.6 | 2 | Pritchard | 1:37:41.6 |
| 4 | Harper | 1:14:58.4 | 4 | Harper | 1:22:45.6 | 4 | Harper | 1:26:23.0 | 4 | Harper | 1:29:55.3 | 4 | Harper | 1:40:36.0 |
| 17 | Sisson | 1:19:04.2 | 17 | Sisson | 1:27:03.3 | 17 | Sisson | 1:30:48.1 | 17 | Sisson | 1:34:24.9 | 17 | Sisson | 1:45:36.3 |
| 14 | Kirtley | 1:21:00.3 | 14 | Kirtley | 1:29:15.9 | 14 | Kirtley | 1:32:48.6 | 14 | Kirtley | 1:36:17.4 | 14 | Kirtley | 1:47:07.5 |
| 16 | Groundwat | 1:21:08.4 | 16 | Groundwat | 1:29:16.5 | 16 | Groundwat | 1:32:58.5 | 16 | Groundwat | 1:36:31.7 | 16 | Groundwat | 1:47:48.0 |
| 15 | MacDonald | 1:22:23.4 | 15 | MacDonald | 1:30:33.5 | 15 | MacDonald | 1:34:13.3 | 15 | MacDonald | 1:37:46.5 | 15 | MacDonald | 1:49:04.5 |
| 30 | Walker | 1:22:40.2 | 29 | Clews | 1:31:18.7 | 29 | Clews | 1:35:05.7 | 12 | Indri | 1:38:49.9 | 12 | Indri | 1:49:52.9 |
| 29 | Clews | 1:23:00.6 | 30 | Walker | 1:31:21.5 | 12 | Indri | 1:35:08.6 | 29 | Clews | 1:38:51.4 | 29 | Clews | 1:50:13.4 |
| 12 | Indri | 1:23:07.1 | 12 | Indri | 1:31:25.1 | 30 | Walker | 1:35:22.2 | 30 | Walker | 1:39:18.7 | 30 | Walker | 1:51:07.4 |
| 33 | Watson | 1:24:49.5 | 33 | Watson | 1:33:20.4 | 33 | Watson | 1:37:10.4 | 33 | Watson | 1:40:52.8 | 33 | Watson | 1:52:22.1 |
| SS 16 St Marks 2 Tarmac Length 9.10 mile | | | | | | | | | | | | | | |
| No. | Driver | Total | | | | | | | | | | | | |
| 2 | Pritchard | 1:45:08.9 | | | | | | | | | | | | |
| 4 | Harper | 1:48:15.1 | | | | | | | | | | | | |
| 17 | Sisson | 1:53:50.2 | | | | | | | | | | | | |
| 14 | Kirtley | 1:54:57.2 | | | | | | | | | | | | |
| 16 | Groundwat | 1:55:48.6 | | | | | | | | | | | | |
| 15 | MacDonald | 1:57:11.9 | | | | | | | | | | | | |
| 12 | Indri | 1:57:59.2 | | | | | | | | | | | | |
| 29 | Clews | 1:58:27.9 | | | | | | | | | | | | |
| 30 | Walker | 1:59:41.4 | | | | | | | | | | | | |
| 33 | Watson | 2:00:32.9 | | | | | | | | | | | | |

Total number of fastest times, second fastest times etc.

| No. | Driver | 1 | 2 | 3 | 4 | 5 | 6 | 7 | 8 | 9 | 10 | 11 | 12 | 13 | 14 | 15 |
|-----|------------------------|----|----|---|---|---|---|---|---|---|----|----|----|----|----|----|
| 2 | Jason Tauber Pritchard | 15 | 1 | - | - | - | - | - | - | - | - | - | - | - | - | - |
| 5 | Peter Taylor | 1 | - | 3 | 1 | 2 | 1 | - | - | - | - | - | - | - | - | - |
| 4 | Daniel Harper | - | 12 | 2 | 1 | 1 | - | - | - | - | - | - | - | - | - | - |
| 14 | Paul Kirtley | - | 2 | 2 | 1 | - | 1 | 1 | 1 | 1 | 1 | 1 | - | 3 | 1 | 1 |
| 6 | Jamie Jukes | - | 1 | 4 | 2 | - | 1 | - | 1 | - | - | - | - | - | - | - |
| 7 | Tristan John Pye | - | - | 2 | 1 | - | - | - | - | 1 | - | - | - | - | - | - |
| 31 | Jody Bowcott | - | - | 2 | - | 3 | - | 2 | - | - | - | - | - | - | - | - |
| 17 | Wayne Sisson | - | - | 1 | 2 | 4 | 2 | - | 1 | 2 | - | 4 | - | - | - | - |
| 11 | Andrew Dudgeon | - | - | - | 3 | 1 | - | 1 | - | 1 | - | - | - | - | - | - |
| 8 | David Hardie | - | - | - | 2 | - | - | - | - | 1 | - | - | 1 | - | - | - |
| 9 | Bob Fowden | - | - | - | 1 | - | 2 | 2 | - | 1 | - | - | - | - | 1 | - |
| 18 | Dan Colley | - | - | - | 1 | - | - | - | 1 | - | - | - | - | - | - | - |
| 3 | Damian Cole | - | - | - | 1 | - | - | - | - | - | - | 1 | - | - | - | 1 |
| 16 | Barry Groundwater | - | - | - | - | 2 | 2 | 1 | 1 | 3 | 2 | - | 2 | 1 | - | - |
| 25 | Philip Hopkins | - | - | - | - | 1 | 2 | 2 | 2 | 1 | 2 | 1 | 1 | - | 1 | - |
| 10 | Stu Bainborough | - | - | - | - | 1 | 2 | 1 | 1 | 1 | 2 | - | - | - | - | - |
| 15 | Donnie MacDonald | - | - | - | - | 1 | - | 1 | 1 | 3 | 2 | 1 | 1 | 1 | 1 | - |
| 48 | Rory McCann | - | - | - | - | 1 | - | - | - | - | - | 2 | - | 1 | 2 | - |
| 12 | John Indri | - | - | - | - | - | 1 | 1 | 1 | - | 4 | 2 | 1 | 2 | - | 1 |
| 30 | Carine (Kex) Walker | - | - | - | - | - | 1 | 1 | 1 | - | 1 | - | - | 1 | - | - |
| 41 | Geoff Wright | - | - | - | - | - | - | 2 | - | - | - | 1 | - | - | 2 | - |
| 22 | Dylan Davies | - | - | - | - | - | - | 1 | - | - | - | - | - | 1 | - | - |
| 29 | Richard Clews | - | - | - | - | - | - | - | 2 | - | - | 1 | 3 | 2 | 1 | 1 |
| 19 | Timmy Collins | - | - | - | - | - | - | - | 2 | - | - | - | 1 | - | - | 1 |
| 35 | Gary Leece | - | - | - | - | - | - | - | 1 | 1 | 1 | 1 | 1 | - | - | - |
| 33 | Brian Watson | - | - | - | - | - | - | - | - | - | 1 | - | 2 | 2 | 1 | 2 |
| 23 | Mark Jasper | - | - | - | - | - | - | - | - | - | - | 1 | 1 | 1 | 1 | 4 |
| 61 | Dai Roberts | - | - | - | - | - | - | - | - | - | - | - | 1 | - | 1 | 1 |
| 79 | Chris Rice | - | - | - | - | - | - | - | - | - | - | - | 1 | - | - | - |
| 39 | Chris Ford | - | - | - | - | - | - | - | - | - | - | - | - | 1 | - | - |
| 34 | Martin Doherty | - | - | - | - | - | - | - | - | - | - | - | - | - | 2 | 4 |
| 27 | Phil Turner | - | - | - | - | - | - | - | - | - | - | - | - | - | 2 | 1 |

Note: where more than one competitor has the same stage time, they are all credited with the same stage position.

Bet on Aces Manx National Rally

11th - 12th May 2018

Final Time Chart

Competitors in order of time taken on each stage

Underline denotes competitors who have been credited with a notional time.

| Posn | Stage | | | | | | | | | | | | | | | |
|------|-------|-----|-------------|-------------|-----|-----|------------|------|-------------|-------------|-----|-------------|-----|-----|-----|------|
| | 1 | 2 | 3 | 4 | 5 | 6 | 7 | 8 | 9 | 10 | 11 | 12 | 13 | 14 | 15 | 16 |
| 1 | 2 | 2 | 2 | 2 | 2 | 5 | 2 | 2 | 2 | 2 | 2 | 2 | 2 | 2 | 2 | 2 |
| 2 | 6 | 4 | 4 | 4 | 4 | 2 | 4 | 4 | 4 | 4 | 4 | 4 | 14 | 14 | 4 | 4 |
| 3 | 4 | 7 | 5 | 7 | 5 | 4 | 5 | 17 | 14 | 6 | 6 | 6 | 31 | 31 | 14 | 6 |
| 4 | 3 | 18 | 7 | 11 | 9 | 11 | 11 | 5 | 8 | 8 | 17 | 17 | 6 | 4 | 6 | 14 |
| 5 | 5 | 5 | 11 | 17 | 25 | 17 | 16 | 48 | 17 | 17 | 10 | 31 | 4 | 15= | 31 | 31 |
| 6 | 10 | 30 | 9 | 5 | 17 | 9 | 17 | 16 | 6 | 25 | 14 | 10 | 25 | 16= | 12 | 16 |
| 7 | 11 | 31 | 22 | 30 | 14 | 41 | 9 | 41 | 9 | 10 | 31 | 16 | 15 | 25 | 25 | 12 |
| 8 | 18 | 19 | 14 | 19 | 35 | 30 | 12 | 25 | 16 | 29 | 29 | 25 | 10 | 6 | 17 | 15 |
| 9 | 7 | 17 | 8 | 14 | 11 | 35 | 15 | 9 | 10 | 15 | 16 | 15 | 16 | 17 | 16 | 25 |
| 10 | 12 | 10 | 10 | 35 | 16 | 16 | 25 | 30 | 25 | 12 | 15 | 14 | 12 | 12 | 15 | 33 |
| 11 | 17 | 35 | 17 | 48 | 3 | 48 | 41 | 12 | 15 | 14 | 25 | 12 | 17 | 23 | 29 | 17 |
| 12 | 35 | 79 | 16 | 61 | 19 | 25 | 8 | 15 | 29 | 16 | 12 | 29 | 23 | 33 | 33 | 29 |
| 13 | 22 | 14 | 15 | 16 | 12 | 14 | 30 | 14 | 12 | 39 | 33 | 33 | 29 | 29 | 48 | 23 |
| 14 | 9 | 61 | 25 | 29 | 41 | 15 | 14 | 34 | 41 | 27 | 48 | 23 | 33 | 34 | 27 | 48 |
| 15 | 14= | 23 | 3 | 33 | 29 | 12 | 34 | 61 | 33 | 23 | 23 | 34 | 34 | 27 | 23 | 34 |
| 16 | 19= | 29 | 19 | 9 | 8 | 29 | 27 | 29 | 23 | 34 | 27 | 48 | 47 | 39 | 34 | 73 |
| 17 | 29 | 15 | 12= | 15 | 15 | 61 | 48 | 84 | 34 | 79 | 30 | 39 | 79 | 51 | 30 | 27 |
| 18 | 31 | 34 | <u>23=</u> | 41 | 27 | 34 | 29 | 8 | 79 | 61 | 34 | 30 | 48 | 79 | 84 | 30 |
| 19 | 30 | 12 | <u>24=</u> | 62 | 30 | 33 | 33 | 27 | 27 | 33 | 79 | 79 | 55 | 47= | 47 | 47 |
| 20 | 41 | 41 | <u>27=</u> | 8 | 48 | 27 | 61 | 62 | 39 | 30= | 84 | 84 | 39 | 55= | 79 | 79 |
| 21 | 23 | 3 | <u>29=</u> | 27 | 24 | 23 | 23 | 23 | 61 | <u>41=</u> | 39 | 47 | 51 | 48 | 51 | 84 |
| 22 | 39 | 25 | <u>30=</u> | 23 | 23 | 3 | 79 | 68 | 30 | 56 | 47 | 27 | 30 | 84 | 55 | 51 |
| 23 | 8 | 22 | <u>31=</u> | 12 | 39 | 84 | 47 | 33 | 105 | <u>31=</u> | 73 | 51 | 27 | 30 | 73 | 39 |
| 24 | 16 | 16= | <u>33=</u> | 68 | 34 | 8 | 39 | 39 | 84 | <u>47=</u> | 61 | 62 | 84 | 93 | 39 | 61 |
| 25 | 48 | 33= | <u>34=</u> | 56 | 61 | 62 | 52 | 55 | 55= | <u>51=</u> | 74 | 73 | 56 | 73 | 68 | 55 |
| 26 | 15 | 9 | <u>35=</u> | 10 | 33 | 56 | 51= | 51 | 74= | <u>52=</u> | 51 | 61 | 93 | 68 | 93 | 68 |
| 27 | 25 | 62 | <u>39=</u> | 34 | 55 | 24 | <u>55=</u> | 73 | 80 | <u>55=</u> | 62 | 68 | 68 | 62 | 62 | 56 |
| 28 | 28 | 48 | <u>41=</u> | 3 | 62 | 47 | <u>56=</u> | 47 | 111 | <u>62=</u> | 56 | 56 | 111 | 111 | 56 | 62 |
| 29 | 34 | 84 | <u>43=</u> | 52 | 53 | 39= | <u>62=</u> | 93 | 47 | <u>68=</u> | 105 | 93 | 62 | 56 | 80 | 93 |
| 30 | 49= | 92 | <u>47=</u> | 51 | 51 | 53= | <u>68=</u> | 79 | 68 | <u>73=</u> | 93 | 55 | 73 | 52 | 52 | 80 |
| 31 | 61= | 24 | <u>48=</u> | 24 | 68 | 68 | 73 | 56 | 93 | <u>74=</u> | 80 | 52 | 52 | 105 | 98 | 98= |
| 32 | 32= | 68 | <u>51=</u> | 39 | 56 | 55 | 93 | 52 | 56 | <u>77=</u> | 68 | 105 | 80 | 80 | 111 | 105= |
| 33 | 111= | 53 | <u>52=</u> | 55= | 47 | 79 | 98 | 80 | 98 | <u>80=</u> | 55 | 80 | 105 | 92= | 92 | 111 |
| 34 | 47 | 47 | <u>53=</u> | <u>60=</u> | 84 | 52 | 101 | 98 | 102 | <u>84=</u> | 98 | 98 | 98 | 98= | 105 | 77 |
| 35 | 33 | 73 | <u>55=</u> | <u>73=</u> | 79 | 51 | 111 | 92 | 100 | <u>90=</u> | 52 | 111 | 92 | 77 | 100 | 100 |
| 36 | 73 | 80 | <u>56=</u> | <u>74=</u> | 52 | 19 | 80 | 111 | 51= | <u>92=</u> | 111 | 100 | 77 | 94 | 77 | 92 |
| 37 | 79 | 52 | <u>60=</u> | <u>77=</u> | 73 | 60 | 92 | 101 | <u>52=</u> | <u>93=</u> | 92 | 77 | 100 | 100 | 94 | 94 |
| 38 | 27 | 98 | <u>61=</u> | <u>79=</u> | 111 | 111 | 84 | 100 | <u>62=</u> | <u>94=</u> | 100 | <u>92=</u> | 94 | 114 | 61 | 114 |
| 39 | 84 | 101 | <u>62=</u> | <u>80=</u> | 92 | 93 | 74 | 105 | <u>73=</u> | <u>98=</u> | 94 | <u>94=</u> | 114 | 90 | 114 | 90 |
| 40 | 65 | 111 | <u>68=</u> | <u>84=</u> | 93 | 73= | 100 | 102 | 94 | <u>100=</u> | 77 | <u>114=</u> | 90 | 61 | 90 | |
| 41 | 53 | 8= | <u>73=</u> | <u>90=</u> | 80 | 98= | 105 | 94 | <u>31=</u> | <u>102=</u> | 114 | 90 | 61 | | | |
| 42 | 43 | 56= | <u>74=</u> | <u>92=</u> | 74 | 92 | 102 | 114 | <u>77=</u> | <u>105=</u> | 90 | | | | | |
| 43 | 68 | 93 | <u>77=</u> | <u>93=</u> | 10 | 101 | 94 | 90 | 90= | <u>111=</u> | | | | | | |
| 44 | 56 | 27 | <u>79=</u> | <u>94=</u> | 101 | 74 | 113 | 74 | <u>113=</u> | <u>113=</u> | | | | | | |
| 45 | 74 | 74 | <u>80=</u> | <u>98=</u> | 105 | 77 | 114 | 6= | 92= | <u>114=</u> | | | | | | |
| 46 | 51 | 51 | <u>84=</u> | <u>100=</u> | 98 | 80 | 24 | 10= | 114= | 48 | | | | | | |
| 47 | 80 | 105 | <u>90=</u> | <u>101=</u> | 60 | 100 | 90 | 11= | 48 | | | | | | | |
| 48 | 55 | 39 | <u>92=</u> | <u>102=</u> | 77 | 105 | 60 | 31= | | | | | | | | |
| 49 | 101 | 77 | <u>93=</u> | <u>105=</u> | 100 | 94 | 6= | 35= | | | | | | | | |
| 50 | 24 | 43 | <u>94=</u> | <u>111=</u> | 90 | 113 | 10= | 60= | | | | | | | | |
| 51 | 52 | 100 | <u>98=</u> | <u>113=</u> | 94 | 90 | 31= | 77= | | | | | | | | |
| 52 | 62 | 55 | <u>100=</u> | <u>114=</u> | 114 | 102 | 35= | 113= | | | | | | | | |
| 53 | 93 | 94 | <u>101=</u> | 47 | 113 | 114 | 77= | | | | | | | | | |
| 54 | 105 | 60 | <u>102=</u> | 53 | 102 | 6= | | | | | | | | | | |
| 55 | 98 | 90 | <u>105=</u> | 43 | 6= | 10= | | | | | | | | | | |
| 56 | 92 | 113 | <u>111=</u> | 25 | 31= | 31= | | | | | | | | | | |
| 57 | 77 | 114 | <u>113=</u> | 6= | | | | | | | | | | | | |
| 58 | 90 | 102 | <u>114=</u> | 31= | | | | | | | | | | | | |
| 59 | 114 | 11 | 6 | | | | | | | | | | | | | |
| 60 | 100 | 6 | | | | | | | | | | | | | | |
| 61 | 60 | | | | | | | | | | | | | | | |
| 62 | 113 | | | | | | | | | | | | | | | |
| 63 | 94 | | | | | | | | | | | | | | | |
| 64 | 102 | | | | | | | | | | | | | | | |

Bet on Aces Manx National Rally

11th - 12th May 2018

Final Stage Chart

Cumulative positions after each stage (including all additional penalties)

| Posn | Stage | | | | | | | | | | | | | | | |
|------|-------|-----|-----|-----|-----|-----|-----|-----|-----|-----|-----|-----|-----|-----|-----|-----|
| | 1 | 2 | 3 | 4 | 5 | 6 | 7 | 8 | 9 | 10 | 11 | 12 | 13 | 14 | 15 | 16 |
| 1 | 2 | 2 | 2 | 2 | 2 | 2 | 2 | 2 | 2 | 2 | 2 | 2 | 2 | 2 | 2 | 2 |
| 2 | 6 | 4 | 4 | 4 | 4 | 4 | 4 | 4 | 4 | 4 | 4 | 4 | 4 | 4 | 4 | 4 |
| 3 | 4 | 7 | 7 | 5 | 5 | 5 | 17 | 17 | 17 | 17 | 17 | 17 | 17 | 17 | 17 | 17 |
| 4 | 3 | 18 | 5 | 17 | 17 | 17 | 9 | 9 | 9 | 16 | 14 | 14 | 14 | 14 | 14 | 14 |
| 5 | 5 | 5 | 10 | 14 | 14 | 14 | 14 | 16 | 16 | 14 | 16 | 16 | 16 | 16 | 16 | 16 |
| 6 | 10 | 10 | 17 | 19 | 19 | 9 | 16 | 14 | 14 | 30 | 15 | 15 | 15 | 15 | 15 | 15 |
| 7 | 11 | 17 | 9 | 30 | 9 | 30 | 30 | 30 | 30 | 15 | 30 | 29 | 29 | 12 | 12 | 12 |
| 8 | 18 | 30 | 14 | 9 | 30 | 35 | 11 | 41 | 41 | 41 | 29 | 30 | 12 | 29 | 29 | 29 |
| 9 | 7 | 19 | 22 | 35 | 35 | 16 | 15 | 15 | 15 | 12 | 12 | 12 | 30 | 30 | 30 | 30 |
| 10 | 12 | 31 | 19 | 16 | 16 | 15 | 41 | 48 | 12 | 29 | 33 | 33 | 33 | 33 | 33 | 33 |
| 11 | 17 | 35 | 30 | 15 | 15 | 41 | 29 | 12 | 29 | 8 | 61 | 34 | 34 | 23 | 25 | 25 |
| 12 | 35 | 3 | 31 | 29 | 29 | 29 | 12 | 29 | 8 | 61 | 34 | 23 | 23 | 34 | 23 | 23 |
| 13 | 22 | 14 | 3 | 10 | 41 | 48 | 48 | 8 | 61 | 33 | 23 | 61 | 27 | 25 | 34 | 34 |
| 14 | 9 | 12 | 35 | 61 | 48 | 61 | 8 | 61 | 33 | 34 | 27 | 27 | 25 | 27 | 27 | 27 |
| 15 | 14= | 29 | 15 | 48 | 61 | 11 | 33 | 33 | 34 | 23 | 25 | 25 | 61 | 61 | 79 | 79 |
| 16 | 19= | 22 | 16 | 41 | 8 | 12 | 61 | 34 | 23 | 27 | 79 | 79 | 79 | 79 | 39 | 39 |
| 17 | 29 | 23 | 25 | 8 | 10 | 8 | 23 | 23 | 27 | 25 | 39 | 39 | 39 | 39 | 47 | 47 |
| 18 | 31 | 9 | 12 | 33 | 33 | 33 | 34 | 27 | 25 | 79 | 68 | 84 | 47 | 47 | 61 | 84 |
| 19 | 30 | 41 | 29 | 23 | 23 | 23 | 27 | 25 | 68 | 39 | 47 | 47 | 84 | 84 | 84 | 61 |
| 20 | 41 | 61 | 23 | 12 | 12 | 34 | 68 | 68 | 79 | 68 | 84 | 68 | 68 | 68 | 68 | 68 |
| 21 | 23 | 15 | 8 | 3 | 3 | 62 | 79 | 79 | 39 | 56 | 56 | 56 | 56 | 56 | 51 | 51 |
| 22 | 39 | 79 | 41 | 62 | 11 | 27 | 56 | 39 | 56 | 47 | 51 | 51 | 51 | 51 | 56 | 56 |
| 23 | 8 | 25 | 61 | 11 | 62 | 68 | 39 | 56 | 47 | 84 | 62 | 62 | 62 | 62 | 55 | 73 |
| 24 | 16 | 16 | 79 | 34 | 34 | 24 | 47 | 47 | 84 | 51 | 73 | 73 | 73 | 73 | 73 | 55 |
| 25 | 48 | 34 | 34 | 27 | 27 | 56 | 25 | 84 | 51 | 55 | 55 | 55 | 55 | 55 | 62 | 62 |
| 26 | 15 | 48 | 48 | 68 | 68 | 79 | 52 | 51 | 55 | 52 | 52 | 52 | 52 | 52 | 93 | 93 |
| 27 | 25 | 33 | 33 | 79 | 24 | 84 | 51 | 52 | 52 | 62 | 93 | 93 | 93 | 93 | 80 | 80 |
| 28 | 28 | 84 | 84 | 56 | 79 | 39 | 62 | 62 | 62 | 73 | 80 | 80 | 80 | 80 | 111 | 111 |
| 29 | 34 | 8 | 47 | 24 | 56 | 47 | 73 | 73 | 73 | 93 | 111 | 111 | 111 | 111 | 98 | 98 |
| 30 | 49= | 47 | 73 | 84 | 39 | 53 | 84 | 55 | 93 | 111 | 98 | 98 | 98 | 98 | 105 | 105 |
| 31 | 61= | 73 | 53 | 47 | 84 | 52 | 55 | 93 | 111 | 80 | 105 | 105 | 105 | 105 | 100 | 100 |
| 32 | 32= | 53 | 68 | 52 | 47 | 51 | 93 | 111 | 80 | 98 | 100 | 100 | 100 | 100 | 92 | 92 |
| 33 | 111= | 68 | 111 | 73 | 52 | 73 | 111 | 80 | 98 | 105 | 92 | 92 | 92 | 92 | 94 | 94 |
| 34 | 47 | 111 | 62 | 111 | 53 | 111 | 101 | 98 | 105 | 100 | 74 | 94 | 94 | 94 | 90 | 90 |
| 35 | 33 | 62 | 24 | 51 | 51 | 55 | 98 | 101 | 100 | 92 | 94 | 90 | 90 | 90 | 114 | 114 |
| 36 | 73 | 24 | 39 | 53 | 73 | 92 | 80 | 92 | 92 | 74 | 90 | 114 | 114 | 114 | 48 | 48 |
| 37 | 79 | 39 | 80 | 39 | 111 | 80 | 92 | 105 | 74 | 94 | 114 | 48 | 48 | 48 | 77 | 77 |
| 38 | 27 | 80 | 56 | 80 | 80 | 93 | 74 | 100 | 94 | 102 | 48 | 77 | 77 | 77 | 31 | 31 |
| 39 | 84 | 56 | 27 | 101 | 92 | 101 | 24 | 74 | 102 | 90 | 77 | 10 | 31 | 31 | 6 | 6 |
| 40 | 65 | 27 | 101 | 92 | 101 | 74 | 105 | 94 | 90 | 114 | 10 | 31 | 6 | 6 | | |
| 41 | 53 | 101 | 92 | 74 | 93 | 98 | 100 | 102 | 114 | 113 | 31 | 6 | | | | |
| 42 | 43 | 92 | 52 | 93 | 74 | 25 | 94 | 90 | 48 | 48 | 6 | | | | | |
| 43 | 68 | 52 | 74 | 98 | 55 | 105 | 90 | 114 | 113 | 77 | | | | | | |
| 44 | 56 | 74 | 93 | 105 | 98 | 77 | 113 | 11 | 77 | 10 | | | | | | |
| 45 | 74 | 93 | 51 | 55 | 105 | 60 | 102 | 113 | 10 | 31 | | | | | | |
| 46 | 51 | 51 | 98 | 77 | 77 | 100 | 114 | 35 | 31 | 6 | | | | | | |
| 47 | 80 | 98 | 43 | 100 | 60 | 94 | 35 | 60 | 6 | | | | | | | |
| 48 | 55 | 43 | 105 | 60 | 100 | 90 | 60 | 77 | | | | | | | | |
| 49 | 101 | 105 | 55 | 94 | 25 | 113 | 77 | 10 | | | | | | | | |
| 50 | 24 | 55 | 77 | 90 | 90 | 114 | 10 | 31 | | | | | | | | |
| 51 | 52 | 77 | 11 | 114 | 94 | 102 | 31 | 6 | | | | | | | | |
| 52 | 62 | 100 | 100 | 113 | 114 | 10 | 6 | | | | | | | | | |
| 53 | 93 | 60 | 60 | 25 | 113 | 31 | | | | | | | | | | |
| 54 | 105 | 94 | 94 | 102 | 102 | 6 | | | | | | | | | | |
| 55 | 98 | 90 | 90 | 31 | 31 | | | | | | | | | | | |
| 56 | 92 | 114 | 114 | 6 | 6 | | | | | | | | | | | |
| 57 | 77 | 113 | 113 | | | | | | | | | | | | | |
| 58 | 90 | 11 | 102 | | | | | | | | | | | | | |
| 59 | 114 | 102 | 6 | | | | | | | | | | | | | |
| 60 | 100 | 6 | | | | | | | | | | | | | | |
| 61 | 60 | | | | | | | | | | | | | | | |
| 62 | 113 | | | | | | | | | | | | | | | |
| 63 | 94 | | | | | | | | | | | | | | | |

Bet on Aces Manx National Rally

11th - 12th May 2018

Final Stage Chart

Cumulative positions after each stage (including all additional penalties)

| Posn | Stage | | | | | | | | | | | | | | | | |
|------|-------|---|---|---|---|---|---|---|---|----|----|----|----|----|----|----|--|
| | 1 | 2 | 3 | 4 | 5 | 6 | 7 | 8 | 9 | 10 | 11 | 12 | 13 | 14 | 15 | 16 | |
| 64 | 102 | | | | | | | | | | | | | | | | |