

Chris Kelly Memorial Rally

11th - 12th May 2018

Final Results



Pos	No.	Driver/Co-driver	Class	Class Posn.	Vehicle	Total Stages	Total Penalty	Total Time	Diff. Leader
1	37	Andy Bird/Plug Pulleyn	D	1	Vauxhall Chevette	2:03:37.6		2:03:37.6	
2	46	Neil Morgan/Shawn Hughes	C	1	Ford Escort	2:04:02.9		2:04:02.9	0:25.3
3	42	Steven Ormond-Smith/Charlotte Shimmin	E	1	Mitsubishi Evo VII	2:04:32.8		2:04:32.8	0:55.2
4	40	Paul McEvoy/Michael McEvoy	E	2	Subaru Impreza	2:05:52.7		2:05:52.7	2:15.1
5	85	Arthur David Craine/Stuart Sayers	E	3	Ford Escort Cosworth	2:06:58.1		2:06:58.1	3:20.5
6	44	Martin Waters/Chomp Edwards	D	2	BMW E30 325i	2:07:05.5		2:07:05.5	3:27.9
7	26	Sean Kelly/Kirsty Duke	E	4	Mitsubishi Evo 9	2:08:09.7		2:08:09.7	4:32.1
8	99	Dermot O'Hagan/Pierce Doheny Jnr	B	1	Honda Civic	2:08:20.5		2:08:20.5	4:42.9
9	66	David Holland/Neil Gator	C	2	Ford Escort RS	2:09:45.8		2:09:45.8	6:08.2
10	69	Bill Laidlaw/Barrie Ford	E	5	Subaru Impreza	2:10:36.4		2:10:36.4	6:58.8
11	67	Gary Ollerenshaw/Dion Morley	B	2	Honda Civic	2:10:58.1		2:10:58.1	7:20.5
12	116	Ross Tunney/Brian Stubbs	D	3	BMW E36 Compact	2:11:06.9		2:11:06.9	7:29.3
13	86	Craig Lemaire/Alan Lemaire	E	6	Mitsubishi Evo III	2:11:11.8		2:11:11.8	7:34.2
14	91	Malcolm Davey/Paul Slingsby	B	3	Ford Escort Mk1	2:11:47.8		2:11:47.8	8:10.2
15	106	Stephen Bettridge/Ian Postlethwaite	A	1	Vauxhall Corsa	2:12:14.7		2:12:14.7	8:37.1
16	107	John Tear/Martin Burns	C	3	Ford Puma	2:12:50.5		2:12:50.5	9:12.9
17	96	Dewi Hughes/Iwan Llyr Jones	C	4	Peugeot 205	2:13:35.8		2:13:35.8	9:58.2
18	109	Matt Wilhelm Bradley/Ian James Higginbotham	B	4	Peugeot 205	2:14:52.5		2:14:52.5	11:14.9
19	108	Mark Standen/Stephen Frost	C	5	Proton Satria	2:14:57.3		2:14:57.3	11:19.7
20	110	Michael McKenna/Emma Kennaugh	B	5	Vauxhall Astra	2:15:00.8		2:15:00.8	11:23.2
21	123	Tim Cole/Matthew Crowe	D	4	BMW 325	2:15:42.3	1:00.0	2:16:42.3	13:04.7
22	117	Stephen Johnson/Steven Butler	A	2	Nissan Micra	2:18:37.7		2:18:37.7	15:00.1
23	76	Steven John Williams/Paul Roberts	C	6	Ford Escort Mk2	2:19:22.9		2:19:22.9	15:45.3
24	97	Rob Fisher/Kari Bates	C	7	Renault Clio	2:19:24.6		2:19:24.6	15:47.0
25	112	Richard Kneen/Sarah Kneen	E	7	Subaru Impreza	2:19:47.8		2:19:47.8	16:10.2
26	104	Martin Beech/Jessica Beech	H4	1	Mazda RX7	2:20:48.8		2:20:48.8	17:11.2
27	89	Kevin Jeffray/Vaughan Graham	C	8	Ford Escort	2:22:26.2		2:22:26.2	18:48.6
28	87	Ian Cruden/Rory Cruden	C	9	Honda Civic	2:22:42.6		2:22:42.6	19:05.0
29	124	Andrew Irving/Zach Clarke	A	3	Peugeot 205	2:27:13.0		2:27:13.0	23:35.4
30	50	Phil Gallagher/Mick Gallagher	E	8	Mitsubishi Evo 9	2:27:34.2		2:27:34.2	23:56.6
31	120	Paul Fearn/Leonie Marchbank	C	10	Talbot Sunbeam	2:27:29.0	1:00.0	2:28:29.0	24:51.4
32	115	Terry Phillips/Liam Whitely	C	11	VW Golf GTI	3:38:41.8		3:38:41.8	95:04.2

Clerk of the Course






































Chris Kelly Memorial Rally

11th - 12th May 2018

Final Results by Competition Number

Results to MC4

Number of starters is 46

No.	Pos	Entrant/Sponsor Driver/Co-driver	Class	Class Posn.	Vehicle	Total Stages	Total Penalty	Total Time	Diff. Leader
26	7	Ormco, SMR Performance, Scott Taylor Vehicle Specialists, A Sean Kelly/Kirsty Duke	E	4	 Mitsubishi Evo 9	2:08:09.7		2:08:09.7	4:32.1
37	1	Andy Bird/Plug Pulleyn	D	1	 Vauxhall Chevette	2:03:37.6		2:03:37.6	
40	4	Paul McEvoy/Michael McEvoy	E	2	 Subaru Impreza	2:05:52.7		2:05:52.7	2:15.1
42	3	Ormcoaccounts.com Steven Ormond-Smith/Charlotte Shimmin	E	1	 Mitsubishi Evo VII	2:04:32.8		2:04:32.8	0:55.2
44	6	Martin Waters/Chomp Edwards	D	2	 BMW E30 325i	2:07:05.5		2:07:05.5	3:27.9
45		M.A.D Motorsport-Driver.co.im Chris Heyes/Rick Sutcliffe	H4		 BMW E30 325	Broken suspension			
46	2	S Hughes Electrical/5 Star Electrical Ltd Neil Morgan/Shawn Hughes	C	1	 Ford Escort	2:04:02.9		2:04:02.9	0:25.3
50	30	TI Rally School, TRS, PIA, Morris Oils Phil Gallagher/Mick Gallagher	E	8	 Mitsubishi Evo 9	2:27:34.2		2:27:34.2	23:56.6
57		Fuchs Lubricants (UK) PLC Marcus Pagett/Rhys Stoneman	C		Nissa Micra Kit Car	Driveshaft			
58		Daniel Simcock/Ben Richardson	E		 Mitsubishi Lancer Evo 6	Off road Stage 2			
64		Dave Hopwood/Ryan Griffiths	C		 Ford Mk2 Escort	Accident			
66	9	Palletforce David Holland/Neil Gator	C	2	 Ford Escort RS	2:09:45.8		2:09:45.8	6:08.2
67	11	Gary Ollerenshaw/Dion Morley	B	2	 Honda Civic	2:10:58.1		2:10:58.1	7:20.5
69	10	Bill Laidlaw/Barrie Ford	E	5	 Subaru Impreza	2:10:36.4		2:10:36.4	6:58.8
71		Garden Exteriors/Rallyesport Paul R Clackett/Scott Dance	E		 Subaru Impreza	Overheating			
72		J.A.M Drilling Ltd John MacNiven/Alexander Graeme Kermod	E		 Subaru Impreza	Mechanical			
75		TK Automotive Tristan Kewley/Ollie Lockwood	B		 Citroën Saxo	Off in stage			
76	23	SJ&S Williams Ltd & North Wales Rally Services Steven John Williams/Paul Roberts	C	6	 Ford Escort Mk2	2:19:22.9		2:19:22.9	15:45.3
83		Adam Booth/Daniel Granger	C		 Ford Escort	ECU issue			
85	5	Arthur David Craine/Stuart Sayers	E	3	 Ford Escort Cosworth	2:06:58.1		2:06:58.1	3:20.5
86	13	Craig Lemaire/Alan Lemaire	E	6	 Mitsubishi Evo III	2:11:11.8		2:11:11.8	7:34.2
87	28	R & I Cruden Ltd Ian Cruden/Rory Cruden	C	9	 Honda Civic	2:22:42.6		2:22:42.6	19:05.0
88		Messer Motorsport Pat Messer/Natalie Messer	C		 Peugeot 205 GT1	Cam belt			
89	27	Kevin Jeffray/Vaughan Graham	C	8	 Ford Escort	2:22:26.2		2:22:26.2	18:48.6
91	14	Malcolm Davey/Paul Slingsby	B	3	 Ford Escort Mk1	2:11:47.8		2:11:47.8	8:10.2
96	17	Garej Iwan Dewi Hughes/Iwan Llyr Jones	C	4	 Peugeot 205	2:13:35.8		2:13:35.8	9:58.2
97	24	Derbyshire Motorhome Rental/Racing-hardware/REX PET Hotel Rob Fisher/Kari Bates	C	7	 Renault Clio	2:19:24.6		2:19:24.6	15:47.0
99	8	Dermot O'Hagan/Pierce Doheny Jnr	B	1	 Honda Civic	2:08:20.5		2:08:20.5	4:42.9
103		Owen McConochie Owen McConochie/Marc Hughes	E		 Subaru Impreza	Not known			
104	26	Martin Beech/Jessica Beech	H4	1	 Mazda RX7	2:20:48.8		2:20:48.8	17:11.2
106	15	Bettridge Motors Stephen Bettridge/Ian Postlethwaite	A	1	 Vauxhall Corsa	2:12:14.7		2:12:14.7	8:37.1
107	16	John Tear/Martin Burns	C	3	 Ford Puma	2:12:50.5		2:12:50.5	9:12.9
108	19	Mark Standen/Stephen Frost	C	5	 Proton Satria	2:14:57.3		2:14:57.3	11:19.7
109	18	MWB Electrical Services Matt Wilhelm Bradley/Ian James Higginbotham	B	4	 Peugeot 205	2:14:52.5		2:14:52.5	11:14.9
110	20	Michael McKenna/Emma Kennaugh	B	5	 Vauxhall Astra	2:15:00.8		2:15:00.8	11:23.2
112	25	CB Horne Shellfish , Ballaneven Compost Ltd Richard Kneen/Sarah Kneen	E	7	 Subaru Impreza	2:19:47.8		2:19:47.8	16:10.2











Chris Kelly Memorial Rally

11th - 12th May 2018

Final Results by Competition Number

Results to MC4

Number of starters is 46

No.	Pos	Entrant/Sponsor Driver/Co-driver	Class	Class Posn.	Vehicle	Total Stages	Total Penalty	Total Time	Diff. Leader
115	32	T & J Autos & ROY/Ale Hotel Terry Phillips/Liam Whitely	C	11	 VW Golf GTI	3:38:41.8		3:38:41.8	95:04.2
116	12	P.a.c.e & Manx Powder Coating Ross Tunney/Brian Stubbs	D	3	 BMW E36 Compact	2:11:06.9		2:11:06.9	7:29.3
117	22	Steve Johnson Motorsport Stephen Johnson/Steven Butler	A	2	 Nissan Micra	2:18:37.7		2:18:37.7	15:00.1
118		Castle Street Car Repairs Tom Shimmin/Manda Shimmin	C		 Ford Escort	Retired			
119		M.A.D Motorsport Ben Kermoder-Reeder/Connor Bailey-Bridson	A		 Vauxhall Astra	Mechanical			
120	31	Paul Fearn/Leonie Marchbank	C	10	 Talbot Sunbeam	2:27:29.0	1:00.0	2:28:29.0	24:51.4
121		Nigel Cordwell Advocates & Notaries Nigel Cordwell/Bruce Craig	A		 Mini Rover 35	Retired			
122		Toney Webb/Cara Boalch	A		 Volkswagen Lupo	Retired			
123	21	Manx Automobile Assistance Tim Cole/Matthew Crowe	D	4	 BMW 325	2:15:42.3	1:00.0	2:16:42.3	13:04.7
124	29	Andrew Irving/Zach Clarke	A	3	 Peugeot 205	2:27:13.0		2:27:13.0	23:35.4

Chris Kelly Memorial Rally

11th - 12th May 2018

Final Stage Times



No.	Driver	Class	SS 1	SS 2	SS 3	SS 4	SS 5	SS 6	SS 7	SS 8	SS 9	SS 10
			Creg-Ny-Baa 1	Druidale 1	Knocksharry 1	Baldwins 1	Creg-Ny-Baa 2	Druidale 2	Knocksharry 2	Baldwins 2	Keristal 1	Keristal 2
26	Sean Kelly	E	3:43.5	6:42.8	11:19.9	20:00.0	3:39.2	6:18.2	11:11.2	9:51.8	3:36.3	3:35.3
37	Andy Bird	D	3:51.1	6:57.2	<u>11:53.8</u>	12:39.9	3:43.5	6:25.6	11:51.1	8:45.5	3:39.8	3:36.5
40	Paul McEvoy	E	3:48.2	6:54.3	<u>11:53.8</u>	13:02.5	3:50.2	6:39.3	12:15.9	9:02.2	4:13.3	<u>3:36.5</u>
42	Steven Ormond-Smith	E	3:33.0	6:40.8	<u>11:53.8</u>	13:01.4	3:42.5	6:48.0	12:36.7	9:10.2	4:13.3	<u>3:36.5</u>
44	Martin Waters	D	3:57.0	7:48.2	<u>11:53.8</u>	13:01.8	3:59.7	6:38.7	12:41.8	9:19.7	4:13.3	<u>3:36.5</u>
45	Chris Heyes	H4	3:51.3	6:53.1	<u>11:53.8</u>	12:36.9	3:45.1	6:23.1	12:12.6	8:33.3	4:13.3	Broken suspension
46	Neil Morgan	C	3:54.5	6:44.7	<u>11:53.8</u>	12:30.0	3:56.3	6:47.6	12:16.7	8:55.3	4:13.3	3:36.5
50	Phil Gallagher	E	4:09.2	7:04.3	<u>11:53.8</u>	12:56.4	4:23.9	6:51.4	12:31.0	29:00.0	4:13.3	<u>3:36.5</u>
57	Marcus Pagett	C	4:03.1	7:21.2	<u>11:53.8</u>	12:38.3	3:59.3	7:09.6	<u>12:43.3</u>	9:43.0	Driveshaft	
58	Daniel Simcock	E	4:37.6	Off road Stage 2								
64	Dave Hopwood	C	3:57.5	6:52.1	Accident							
66	David Holland	C	4:22.8	7:36.9	<u>11:53.8</u>	13:46.0	4:01.5	6:54.6	<u>12:43.3</u>	9:32.9	4:13.3	3:36.5
67	Gary Ollerenshaw	B	4:11.5	7:18.2	<u>11:53.8</u>	12:53.9	4:01.6	6:50.3	<u>12:43.3</u>	9:21.2	4:13.3	3:36.5
69	Bill Laidlaw	E	4:13.3	7:09.4	<u>11:53.8</u>	13:07.6	4:04.1	7:06.2	<u>12:43.3</u>	9:45.2	4:13.3	3:36.5
71	Paul R Clackett	E	4:17.2	7:24.6	<u>11:53.8</u>	12:53.1	3:47.5	7:21.9	35:00.0	29:00.0	4:13.3	3:36.5
72	John MacNiven	E	4:25.5	7:21.0	<u>11:53.8</u>	<u>13:33.5</u>	4:16.0	7:04.1	13:21.4	10:13.1	Mechanical	
75	Tristan Kewley	B	3:55.6	7:22.8	<u>11:53.8</u>	<u>13:33.5</u>	3:53.1	7:11.8	13:35.7	9:49.3	Off in stage	
76	Steven John Williams	C	4:20.6	8:05.4	<u>11:53.8</u>	<u>13:33.5</u>	4:22.2	8:42.0	14:32.7	10:35.8	4:13.3	3:36.5
83	Adam Booth	C	ECU issue									
85	Arthur David Craine	E	4:03.8	6:59.2	<u>11:53.8</u>	<u>13:33.5</u>	3:53.7	6:48.7	12:27.4	9:11.4	4:13.3	3:36.5
86	Craig Lemaire	E	4:12.1	7:18.5	<u>11:53.8</u>	<u>13:33.5</u>	4:03.1	7:14.1	13:08.4	9:58.3	4:13.3	3:36.5
87	Ian Cruden	C	4:21.5	7:25.0	<u>11:53.8</u>	<u>13:33.5</u>	4:14.8	6:59.8	21:00.0	10:27.8	4:13.1	3:36.5
88	Pat Messer	C	22:00.0	25:00.0	36:00.0	35:00.0	22:00.0	25:00.0	36:00.0	29:00.0	Cam belt	
89	Kevin Jeffray	C	4:32.8	7:58.4	<u>11:53.8</u>	<u>13:33.5</u>	4:25.6	7:40.6	14:59.7	10:48.0	4:13.3	3:36.5
91	Malcolm Davey	B	4:18.3	7:02.5	<u>11:53.8</u>	<u>13:33.5</u>	4:08.2	7:02.7	13:22.6	9:48.0	4:13.3	3:36.5
96	Dewi Hughes	C	4:11.3	7:38.7	<u>11:53.8</u>	<u>13:33.5</u>	4:17.6	7:28.2	13:23.1	9:31.2	4:13.3	3:36.5
97	Rob Fisher	C	4:13.6	7:35.2	<u>11:53.8</u>	<u>13:33.5</u>	4:25.3	7:22.9	13:49.4	10:14.1	4:13.3	3:36.5
99	Dermot O'Hagan	B	4:21.6	7:19.0	<u>11:53.8</u>	13:08.3	4:02.2	6:51.8	<u>12:43.3</u>	9:10.0	4:13.3	3:36.5
103	Owen McConochie	E	4:11.9	7:32.3	<u>11:53.8</u>	<u>13:33.5</u>	3:56.1	6:56.5	12:42.4	9:43.0	3:40.8	3:36.5
104	Martin Beech	H4	4:28.3	8:07.4	<u>11:53.8</u>	<u>13:33.5</u>	4:24.7	8:09.4	14:36.2	10:23.9	4:13.3	3:36.5
106	Stephen Bettridge	A	4:19.8	7:20.2	<u>11:53.8</u>	<u>13:33.5</u>	4:15.6	6:50.2	13:06.2	9:25.1	4:13.3	3:36.5
107	John Tear	C	4:18.8	6:53.2	<u>11:53.8</u>	<u>13:33.5</u>	4:15.3	6:50.9	13:12.8	9:24.8	4:13.3	3:36.5
108	Mark Standen	C	4:22.9	7:39.1	<u>11:53.8</u>	<u>13:33.5</u>	4:21.0	7:21.9	13:17.7	9:44.7	4:13.3	3:36.5
109	Matt Wilhelm Bradley	B	4:26.1	7:18.4	<u>11:53.8</u>	<u>13:33.5</u>	4:15.0	7:04.3	13:10.0	9:53.5	4:13.3	3:36.5
110	Michael McKenna	B	4:20.6	7:27.1	<u>11:53.8</u>	<u>13:33.5</u>	4:15.9	7:27.9	14:30.6	9:55.7	4:13.3	3:36.5
112	Richard Kneen	E	4:42.6	7:47.7	<u>11:53.8</u>	<u>13:33.5</u>	4:27.8	7:45.5	14:05.7	10:24.0	4:13.3	3:36.5
115	Terry Phillips	C	22:00.0	25:00.0	36:00.0	35:00.0	4:26.1	7:30.1	13:37.4	9:49.2	4:13.3	3:36.5
116	Ross Tunney	D	4:00.7	6:56.2	<u>11:53.8</u>	<u>13:33.5</u>	3:50.1	6:30.8	12:54.7	9:31.7	4:13.3	3:36.5
117	Stephen Johnson	A	4:53.8	7:50.0	<u>11:53.8</u>	<u>13:33.5</u>	4:40.2	7:19.5	13:34.2	10:27.0	4:13.3	3:36.5
118	Tom Shimmin	C	4:33.8	8:00.8	<u>11:53.8</u>	<u>13:33.5</u>	4:25.8	7:32.2	36:00.0	29:00.0	Retired	
119	Ben Kermode-Reeder	A	4:59.6	8:05.7	<u>11:53.8</u>	<u>13:33.5</u>	4:47.6	7:35.7	Mechanical			
120	Paul Fearn	C	5:18.7	8:41.7	<u>11:53.8</u>	<u>13:33.5</u>	5:05.8	8:13.7	14:56.3	10:55.3	4:13.3	3:36.5
121	Nigel Cordwell	A	4:54.9	8:36.2	<u>11:53.8</u>	<u>13:33.5</u>	22:00.0	25:00.0	36:00.0	29:00.0	Retired	
122	Toney Webb	A	4:29.1	7:25.1	<u>11:53.8</u>	<u>13:33.5</u>	4:23.6	7:19.3	13:24.5	9:56.1	Retired	
123	Tim Cole	D	4:34.5	8:17.2	<u>11:53.8</u>	<u>13:33.5</u>	4:17.3	7:10.1	13:05.3	9:38.1	4:13.3	3:36.5
124	Andrew Irving	A	4:44.6	8:30.3	<u>11:53.8</u>	<u>13:33.5</u>	4:54.4	8:38.9	16:31.0	11:20.7	4:13.3	3:36.5

Times set by Restarters are shown as **12:34.5**. Notional times are shown as 12:34.5.

Issued at 18:56 on 12 May 2018



Chris Kelly Memorial Rally

11th - 12th May 2018

Final Stage Times



No.	Driver	Class	SS 11	SS 12	SS 13	SS 14	SS 15	SS 16	Penalties	
			Parville 1	St Marks 1	Balladoole 2	Balladoole 2	Parville 2	St Marks 2		
26	Sean Kelly	E	11:43.1	8:30.7	3:54.2	3:49.7	11:44.5	8:29.3		
37	Andy Bird	D	12:17.3	8:58.0	3:56.2	3:53.2	12:18.6	8:50.3		
40	Paul McEvoy	E	12:19.4	8:44.7	4:02.5	4:23.0	12:21.6	8:45.3		
42	Steven Ormond-Smith	E	12:19.5	8:45.5	3:50.7	3:46.0	11:56.5	8:38.4		
44	Martin Waters	D	12:38.0	9:12.2	3:51.5	3:40.5	11:49.6	8:43.2		
45	Chris Heyes	H4	Broken suspension							
46	Neil Morgan	C	12:14.7	8:43.0	3:54.4	3:49.9	11:54.4	8:37.8		
50	Phil Gallagher	E	12:46.3	9:01.3	4:02.2	3:59.7	12:12.9	8:52.0		
57	Marcus Pagett	C	12:04.0	12:48.5	Driveshaft					
58	Daniel Simcock	E	Off road Stage 2							
64	Dave Hopwood	C	Accident							
66	David Holland	C	12:35.7	9:19.8	3:54.9	3:50.2	12:23.4	9:00.2		
67	Gary Ollerenshaw	B	12:39.6	9:18.0	4:15.1	4:16.2	13:35.1	9:50.5		
69	Bill Laidlaw	E	12:36.5	9:15.2	4:11.5	4:07.7	13:00.4	9:32.4		
71	Paul R Clackett	E	Overheating							
72	John MacNiven	E	Mechanical							
75	Tristan Kewley	B	12:44.1	Off in stage						
76	Steven John Williams	C	13:26.1	<u>10:14.4</u>	4:16.3	4:10.5	13:35.0	9:44.8		
83	Adam Booth	C	ECU issue							
85	Arthur David Craine	E	12:25.2	8:49.8	4:03.4	4:00.6	12:15.1	8:42.7		
86	Craig Lemaire	E	12:37.8	<u>10:14.4</u>	4:02.3	3:56.5	12:16.9	8:52.3		
87	Ian Cruden	C	13:33.9	<u>10:14.4</u>	4:15.4	4:08.7	12:57.9	9:46.5		
88	Pat Messer	C	Cam belt							
89	Kevin Jeffray	C	14:30.2	<u>10:14.4</u>	4:33.5	4:31.5	14:11.6	10:42.8		
91	Malcolm Davey	B	12:52.2	9:31.3	4:08.0	4:01.2	12:52.8	9:22.9		
96	Dewi Hughes	C	13:01.4	<u>10:14.4</u>	4:09.2	4:06.9	12:57.2	9:19.5		
97	Rob Fisher	C	17:27.4	<u>10:14.4</u>	4:09.1	3:59.5	13:09.0	9:27.6		
99	Dermot O'Hagan	B	12:26.1	9:05.3	4:03.9	3:58.2	12:24.8	9:02.4		
103	Owen McConochie	E	12:25.6	8:54.0	5:09.7	Not known				
104	Martin Beech	H4	14:03.6	<u>10:14.4</u>	4:26.0	4:20.8	14:01.5	10:15.5		
106	Stephen Bettridge	A	13:05.8	9:38.1	4:19.4	4:12.6	13:05.5	9:19.1		
107	John Tear	C	13:34.5	9:28.1	4:22.3	4:20.5	13:15.1	9:37.1		
108	Mark Standen	C	13:20.0	<u>10:14.4</u>	4:17.8	4:08.6	13:11.2	9:40.9		
109	Matt Wilhelm Bradley	B	13:38.0	<u>10:14.4</u>	4:12.7	4:09.1	13:36.1	9:37.8		
110	Michael McKenna	B	12:50.1	<u>10:14.4</u>	4:07.0	4:05.7	12:56.6	9:32.1		
112	Richard Kneen	E	14:18.9	<u>10:14.4</u>	4:25.5	4:20.9	13:55.4	10:02.3		
115	Terry Phillips	C	13:54.9	<u>10:14.4</u>	4:39.2	4:35.3	13:59.6	10:05.8		
116	Ross Tunney	D	12:40.2	9:14.6	4:14.5	4:10.6	14:30.0	9:15.7		
117	Stephen Johnson	A	14:00.4	<u>10:14.4</u>	4:31.2	4:23.8	13:39.8	9:46.3		
118	Tom Shimmin	C			4:24.7	4:18.9	13:36.5	9:48.3	Retired	
119	Ben Kermod-Reeder	A	Mechanical							
120	Paul Fearn	C	16:34.1	<u>10:14.4</u>	4:44.0	4:26.4	14:28.2	10:33.3	1:00.0	
121	Nigel Cordwell	A	Retired							
122	Toney Webb	A	13:37.7		4:22.5	Retired				
123	Tim Cole	D	13:45.6	<u>10:14.4</u>	4:22.8	4:16.5	13:13.2	9:30.2	1:00.0	
124	Andrew Irving	A	14:44.7	<u>10:14.4</u>	4:43.7	4:29.0	14:29.3	10:34.9		

Notional times are shown as 12:34.5.

Issued at 18:56 on 12 May 2018



Chris Kelly Memorial Rally

11th - 12th May 2018

Final Class Results



Pos	No.	Driver/Co-driver	Class	Ovrl Pos.	Vehicle	Total Stages	Total Penalty	Total Time	Diff. Leader
Class A									
1	106	Stephen Bettridge/Ian Postlethwaite	A	15	Vauxhall Corsa	2:12:14.7		2:12:14.7	
2	117	Stephen Johnson/Steven Butler	A	22	Nissan Micra	2:18:37.7		2:18:37.7	6:23.0
3	124	Andrew Irving/Zach Clarke	A	29	Peugeot 205	2:27:13.0		2:27:13.0	14:58.3
Class B									
1	99	Dermot O'Hagan/Pierce Doheny Jnr	B	8	Honda Civic	2:08:20.5		2:08:20.5	
2	67	Gary Ollerenshaw/Dion Morley	B	11	Honda Civic	2:10:58.1		2:10:58.1	2:37.6
3	91	Malcolm Davey/Paul Slingsby	B	14	Ford Escort Mk1	2:11:47.8		2:11:47.8	3:27.3
4	109	Matt Wilhelm Bradley/Ian James Higginbotham	B	18	Peugeot 205	2:14:52.5		2:14:52.5	6:32.0
5	110	Michael McKenna/Emma Kennaugh	B	20	Vauxhall Astra	2:15:00.8		2:15:00.8	6:40.3
Class C									
1	46	Neil Morgan/Shawn Hughes	C	2	Ford Escort	2:04:02.9		2:04:02.9	
2	66	David Holland/Neil Gator	C	9	Ford Escort RS	2:09:45.8		2:09:45.8	5:42.9
3	107	John Tear/Martin Burns	C	16	Ford Puma	2:12:50.5		2:12:50.5	8:47.6
4	96	Dewi Hughes/Iwan Llyr Jones	C	17	Peugeot 205	2:13:35.8		2:13:35.8	9:32.9
5	108	Mark Standen/Stephen Frost	C	19	Proton Satria	2:14:57.3		2:14:57.3	10:54.4
6	76	Steven John Williams/Paul Roberts	C	23	Ford Escort Mk2	2:19:22.9		2:19:22.9	15:20.0
7	97	Rob Fisher/Kari Bates	C	24	Renault Clio	2:19:24.6		2:19:24.6	15:21.7
8	89	Kevin Jeffray/Vaughan Graham	C	27	Ford Escort	2:22:26.2		2:22:26.2	18:23.3
9	87	Ian Cruden/Rory Cruden	C	28	Honda Civic	2:22:42.6		2:22:42.6	18:39.7
10	120	Paul Fearn/Leonie Marchbank	C	31	Talbot Sunbeam	2:27:29.0	1:00.0	2:28:29.0	24:26.1
11	115	Terry Phillips/Liam Whitely	C	32	VW Golf GTI	3:38:41.8		3:38:41.8	94:38.9
Class D									
1	37	Andy Bird/Plug Pulleyn	D	1	Vauxhall Chevette	2:03:37.6		2:03:37.6	
2	44	Martin Waters/Chomp Edwards	D	6	BMW E30 325i	2:07:05.5		2:07:05.5	3:27.9
3	116	Ross Tunney/Brian Stubbs	D	12	BMW E36 Compact	2:11:06.9		2:11:06.9	7:29.3
4	123	Tim Cole/Matthew Crowe	D	21	BMW 325	2:15:42.3	1:00.0	2:16:42.3	13:04.7
Class E									
1	42	Steven Ormond-Smith/Charlotte Shimmin	E	3	Mitsubishi Evo VII	2:04:32.8		2:04:32.8	
2	40	Paul McEvoy/Michael McEvoy	E	4	Subaru Impreza	2:05:52.7		2:05:52.7	1:19.9
3	85	Arthur David Craine/Stuart Sayers	E	5	Ford Escort Cosworth	2:06:58.1		2:06:58.1	2:25.3
4	26	Sean Kelly/Kirsty Duke	E	7	Mitsubishi Evo 9	2:08:09.7		2:08:09.7	3:36.9
5	69	Bill Laidlaw/Barrie Ford	E	10	Subaru Impreza	2:10:36.4		2:10:36.4	6:03.6
6	86	Craig Lemaire/Alan Lemaire	E	13	Mitsubishi Evo III	2:11:11.8		2:11:11.8	6:39.0
7	112	Richard Kneen/Sarah Kneen	E	25	Subaru Impreza	2:19:47.8		2:19:47.8	15:15.0
8	50	Phil Gallagher/Mick Gallagher	E	30	Mitsubishi Evo 9	2:27:34.2		2:27:34.2	23:01.4
Class H4									
1	104	Martin Beech/Jessica Beech	H4	26	Mazda RX7	2:20:48.8		2:20:48.8	



Chris Kelly Memorial Rally

11th - 12th May 2018

Final Penalties



No.	Driver/Co-driver	Class	Control	Reason	Penalty	Total
71	Paul R Clackett/Scott Dance	E	ATC7	Early at ATC7	2:00.0	2:00.0
118	Tom Shimmin/Manda Shimmin	C	MC1	Late at MC1	0:50.0	0:50.0
119	Ben Kermode-Reeder/Connor Bailey-Bridson	A	ATC3	Early at ATC3	1:00.0	1:00.0
120	Paul Fearn/Leonie Marchbank	C	ATC2	Early at ATC2	1:00.0	1:00.0
123	Tim Cole/Matthew Crowe	D	ATC3	Early at ATC3	1:00.0	1:00.0



Chris Kelly Memorial Rally

11th - 12th May 2018

Final Retirements

Listed by Competition Number

14 Retirements



No.	Driver/Co-driver	Class	Vehicle	Location	Reason
45	Chris Heyes/Rick Sutcliffe	H4	BMW E30 325	Stage 11	Broken suspension
57	Marcus Pagett/Rhys Stoneman	C	Nissa Micra Kit Car	SA2 OUT	Driveshaft
58	Daniel Simcock/Ben Richardson	E	Mitsubishi Lancer Evo 6	DUE MC3	Off road Stage 2
64	Dave Hopwood/Ryan Griffiths	C	Ford Mk2 Escort	Stage 4	Accident
71	Paul R Clackett/Scott Dance	E	Subaru Impreza	Stage 11	Overheating
72	John MacNiven/Alexander Graeme Kermode	E	Subaru Impreza	DUE MC3	Mechanical
75	Tristan Kewley/Ollie Lockwood	B	Citroën Saxo	Stage 12	Off in stage
83	Adam Booth/Daniel Granger	C	Ford Escort	SS1	ECU issue
88	Pat Messer/Natalie Messer	C	Peugeot 205 GTI	ATC9	Cam belt
103	Owen McConochie/Marc Hughes	E	Subaru Impreza	Stage 13	Not known
118	Tom Shimmin/Manda Shimmin	C	Ford Escort	ATC9	Retired
119	Ben Kermode-Reeder/Connor Bailey-Bridson	A	Vauxhall Astra	Stage 7	Mechanical
121	Nigel Cordwell/Bruce Craig	A	Mini Rover 35	ATC9	Retired
122	Toney Webb/Cara Boalch	A	Volkswagen Lupo	Stage 14	Retired



SS 1 Creg-Ny-Baa 1 Fastest 66.76mph Length 3.95 mile			SS 2 Druidale 1 Fastest 52.19mph Length 5.81 mile			SS 3 Knocksharry 1 Fastest 63.12mph Length 11.92 mile			SS 4 Baldwins1 Fastest 53.52mph Length 11.15 mile			SS 5 Creg-Ny-Baa 2 Fastest 64.87mph Length 3.95 mile		
No.	Driver	Time	No.	Driver	Time	No.	Driver	Time	No.	Driver	Time	No.	Driver	Time
42	Ormond-Srr	3:33.0	42	Ormond-Srr	6:40.8	26	Kelly	11:19.9	46	Morgan	12:30.0	26	Kelly	3:39.2
26	Kelly	3:43.5	26	Kelly	6:42.8	37=	Bird	<u>11:53.8</u>	45	Heyes	12:36.9	42	Ormond-Srr	3:42.5
40	McEvoy	3:48.2	46	Morgan	6:44.7	40=	McEvoy	<u>11:53.8</u>	57	Pagett	12:38.3	37	Bird	3:43.5
37	Bird	3:51.1	64	Hopwood	6:52.1	42=	Ormond-Srr	<u>11:53.8</u>	37	Bird	12:39.9	45	Heyes	3:45.1
45	Heyes	3:51.3	45	Heyes	6:53.1	44=	Waters	<u>11:53.8</u>	71	Clackett	12:53.1	71	Clackett	3:47.5
46	Morgan	3:54.5	107	Tear	6:53.2	45=	Heyes	<u>11:53.8</u>	67	Ollerenshav	12:53.9	116	Tunney	3:50.1
75	Kewley	3:55.6	40	McEvoy	6:54.3	46=	Morgan	<u>11:53.8</u>	50	Gallagher	12:56.4	40	McEvoy	3:50.2
44	Waters	3:57.0	116	Tunney	6:56.2	50=	Gallagher	<u>11:53.8</u>	42	Ormond-Srr	13:01.4	75	Kewley	3:53.1
64	Hopwood	3:57.5	37	Bird	6:57.2	57=	Pagett	<u>11:53.8</u>	44	Waters	13:01.8	85	Craine	3:53.7
116	Tunney	4:00.7	85	Craine	6:59.2	66=	Holland	<u>11:53.8</u>	40	McEvoy	13:02.5	103	McConochie	3:56.1
SS 6 Druidale 2 Fastest 55.30mph Length 5.81 mile			SS 7 Knocksharry 2 Fastest 63.93mph Length 11.92 mile			SS 8 Baldwins 2 Fastest 55.55mph Length 7.92 mile			SS 9 Keristal 1 Fastest 64.41mph Length 3.87 mile			SS 10 Keristal 2 Fastest 64.71mph Length 3.87 mile		
No.	Driver	Time	No.	Driver	Time	No.	Driver	Time	No.	Driver	Time	No.	Driver	Time
26	Kelly	6:18.2	26	Kelly	11:11.2	45	Heyes	8:33.3	26	Kelly	3:36.3	26	Kelly	3:35.3
45	Heyes	6:23.1	37	Bird	11:51.1	37	Bird	8:45.5	37	Bird	3:39.8	37=	Bird	3:36.5
37	Bird	6:25.6	45	Heyes	12:12.6	46	Morgan	8:55.3	103	McConochie	3:40.8	40=	McEvoy	<u>3:36.5</u>
116	Tunney	6:30.8	40	McEvoy	12:15.9	40	McEvoy	9:02.2	87	Cruden	4:13.1	42=	Ormond-Srr	<u>3:36.5</u>
44	Waters	6:38.7	46	Morgan	12:16.7	99	O'Hagan	9:10.0	40=	McEvoy	4:13.3	44=	Waters	<u>3:36.5</u>
40	McEvoy	6:39.3	85	Craine	12:27.4	42	Ormond-Srr	9:10.2	42=	Ormond-Srr	4:13.3	46=	Morgan	<u>3:36.5</u>
46	Morgan	6:47.6	50	Gallagher	12:31.0	85	Craine	9:11.4	44=	Waters	4:13.3	50=	Gallagher	<u>3:36.5</u>
42	Ormond-Srr	6:48.0	42	Ormond-Srr	12:36.7	44	Waters	9:19.7	45=	Heyes	4:13.3	66=	Holland	<u>3:36.5</u>
85	Craine	6:48.7	44	Waters	12:41.8	67	Ollerenshav	9:21.2	46=	Morgan	4:13.3	67=	Ollerenshav	<u>3:36.5</u>
106	Bettridge	6:50.2	103	McConochie	12:42.4	107	Tear	9:24.8	50=	Gallagher	4:13.3	69=	Laidlaw	<u>3:36.5</u>
SS 11 Parville 1 Fastest 64.41mph Length 12.58 mile			SS 12 St Marks 1 Fastest 63.58mph Length 9.02 mile			SS 13 Balladoole 2 Fastest 55.24mph Length 3.54 mile			SS 14 Balladoole 2 Fastest 57.80mph Length 3.54 mile			SS 15 Parville 2 Fastest 64.28mph Length 12.58 mile		
No.	Driver	Time	No.	Driver	Time	No.	Driver	Time	No.	Driver	Time	No.	Driver	Time
26	Kelly	11:43.1	26	Kelly	8:30.7	42	Ormond-Srr	3:50.7	44	Waters	3:40.5	26	Kelly	11:44.5
57	Pagett	12:04.0	46	Morgan	8:43.0	44	Waters	3:51.5	42	Ormond-Srr	3:46.0	44	Waters	11:49.6
46	Morgan	12:14.7	40	McEvoy	8:44.7	26	Kelly	3:54.2	26	Kelly	3:49.7	46	Morgan	11:54.4
37	Bird	12:17.3	42	Ormond-Srr	8:45.5	46	Morgan	3:54.4	46	Morgan	3:49.9	42	Ormond-Srr	11:56.5
40	McEvoy	12:19.4	85	Craine	8:49.8	66	Holland	3:54.9	66	Holland	3:50.2	50	Gallagher	12:12.9
42	Ormond-Srr	12:19.5	103	McConochie	8:54.0	37	Bird	3:56.2	37	Bird	3:53.2	85	Craine	12:15.1
85	Craine	12:25.2	37	Bird	8:58.0	50	Gallagher	4:02.2	86	Lemaire	3:56.5	86	Lemaire	12:16.9
103	McConochie	12:25.6	50	Gallagher	9:01.3	86	Lemaire	4:02.3	99	O'Hagan	3:58.2	37	Bird	12:18.6
99	O'Hagan	12:26.1	99	O'Hagan	9:05.3	40	McEvoy	4:02.5	97	Fisher	3:59.5	40	McEvoy	12:21.6
66	Holland	12:35.7	44	Waters	9:12.2	85	Craine	4:03.4	50	Gallagher	3:59.7	66	Holland	12:23.4
SS 16 St Marks 2 Fastest 63.76mph Length 9.02 mile														
No.	Driver	Time												
26	Kelly	8:29.3												
46	Morgan	8:37.8												
42	Ormond-Srr	8:38.4												
85	Craine	8:42.7												
44	Waters	8:43.2												
40	McEvoy	8:45.3												
37	Bird	8:50.3												
50	Gallagher	8:52.0												
86	Lemaire	8:52.3												
66	Holland	9:00.2												

Notional times are shown as 12:34.5.

Issued at 18:56 on 12 May 2018

Chris Kelly Memorial Rally

11th - 12th May 2018

Final Ten Leading Positions after Each Stage



SS 1 Creg-Ny-Baa 1 Tarmac Length 3.95 mile			SS 2 Druidale 1 Tarmac Length 5.81 mile			SS 3 Knocksharry 1 Tarmac Length 11.92 mile			SS 4 Baldwins1 Tarmac Length 11.15 mile			SS 5 Creg-Ny-Baa 2 Tarmac Length 3.95 mile		
No.	Driver	Total	No.	Driver	Total	No.	Driver	Total	No.	Driver	Total	No.	Driver	Total
42	Ormond-Sr	0:03:33.0	42	Ormond-Sr	0:10:13.8	26	Kelly	0:21:46.2	46	Morgan	0:35:03.0	42	Ormond-Sr	0:38:51.5
26	Kelly	0:03:43.5	26	Kelly	0:10:26.3	42	Ormond-Sr	0:22:07.6	42	Ormond-Sr	0:35:09.0	46	Morgan	0:38:59.3
40	McEvoy	0:03:48.2	46	Morgan	0:10:39.2	46	Morgan	0:22:33.0	45	Heyes	0:35:15.1	45	Heyes	0:39:00.2
37	Bird	0:03:51.1	40	McEvoy	0:10:42.5	40	McEvoy	0:22:36.3	37	Bird	0:35:22.0	37	Bird	0:39:05.5
45	Heyes	0:03:51.3	45	Heyes	0:10:44.4	45	Heyes	0:22:38.2	40	McEvoy	0:35:38.8	40	McEvoy	0:39:29.0
46	Morgan	0:03:54.5	37	Bird	0:10:48.3	37	Bird	0:22:42.1	57	Pagett	0:35:56.4	57	Pagett	0:39:55.7
75	Kewley	0:03:55.6	64	Hopwood	0:10:49.6	116	Tunney	0:22:50.7	50	Gallagher	0:36:03.7	116	Tunney	0:40:14.3
44	Waters	0:03:57.0	116	Tunney	0:10:56.9	85	Craine	0:22:56.8	67	Ollerensha	0:36:17.4	71	Clackett	0:40:16.2
64	Hopwood	0:03:57.5	85	Craine	0:11:03.0	107	Tear	0:23:05.8	69	Laidlaw	0:36:24.1	67	Ollerensha	0:40:19.0
116	Tunney	0:04:00.7	107	Tear	0:11:12.0	50	Gallagher	0:23:07.3	116	Tunney	0:36:24.2	85	Craine	0:40:24.0
SS 6 Druidale 2 Tarmac Length 5.81 mile			SS 7 Knocksharry 2 Tarmac Length 11.92 mile			SS 8 Baldwins 2 Tarmac Length 7.92 mile			SS 9 Keristal 1 Tarmac Length 3.87 mile			SS 10 Keristal 2 Tarmac Length 3.87 mile		
No.	Driver	Total	No.	Driver	Total	No.	Driver	Total	No.	Driver	Total	No.	Driver	Total
45	Heyes	0:45:23.3	37	Bird	0:57:22.2	37	Bird	1:06:07.7	37	Bird	1:09:47.5	37	Bird	1:13:24.0
37	Bird	0:45:31.1	45	Heyes	0:57:35.9	45	Heyes	1:06:09.2	45	Heyes	1:10:22.5	46	Morgan	1:14:48.7
42	Ormond-Sr	0:45:39.5	46	Morgan	0:58:03.6	46	Morgan	1:06:58.9	46	Morgan	1:11:12.2	42	Ormond-Sr	1:15:16.2
46	Morgan	0:45:46.9	42	Ormond-Sr	0:58:16.2	42	Ormond-Sr	1:07:26.4	42	Ormond-Sr	1:11:39.7	40	McEvoy	1:15:16.2
40	McEvoy	0:46:08.3	40	McEvoy	0:58:24.2	40	McEvoy	1:07:26.4	40	McEvoy	1:11:39.7	85	Craine	1:16:41.3
116	Tunney	0:46:45.1	116	Tunney	0:59:39.8	85	Craine	1:08:51.5	85	Craine	1:13:04.8	116	Tunney	1:17:01.3
57	Pagett	0:47:05.3	85	Craine	0:59:40.1	116	Tunney	1:09:11.5	116	Tunney	1:13:24.8	67	Ollerensha	1:17:03.6
67	Ollerensha	0:47:09.3	57	Pagett	0:59:48.6	67	Ollerensha	1:09:13.8	67	Ollerensha	1:13:27.1	44	Waters	1:17:10.5
85	Craine	0:47:12.7	50	Gallagher	0:59:50.0	44	Waters	1:09:20.7	44	Waters	1:13:34.0	99	O'Hagan	1:17:19.8
50	Gallagher	0:47:19.0	67	Ollerensha	0:59:52.6	99	O'Hagan	1:09:30.0	99	O'Hagan	1:13:43.3	103	McConochi	1:17:46.8
SS 11 Parville 1 Tarmac Length 12.58 mile			SS 12 St Marks 1 Tarmac Length 9.02 mile			SS 13 Balladoole 2 Tarmac Length 3.54 mile			SS 14 Balladoole 2 Tarmac Length 3.54 mile			SS 15 Parville 2 Tarmac Length 12.58 mile		
No.	Driver	Total	No.	Driver	Total	No.	Driver	Total	No.	Driver	Total	No.	Driver	Total
37	Bird	1:25:41.3	37	Bird	1:34:39.3	37	Bird	1:38:35.5	37	Bird	1:42:28.7	37	Bird	1:54:47.3
46	Morgan	1:27:03.4	46	Morgan	1:35:46.4	46	Morgan	1:39:40.8	46	Morgan	1:43:30.7	46	Morgan	1:55:25.1
40	McEvoy	1:27:35.6	40	McEvoy	1:36:20.3	42	Ormond-Sr	1:40:11.9	42	Ormond-Sr	1:43:57.9	42	Ormond-Sr	1:55:54.4
42	Ormond-Sr	1:27:35.7	42	Ormond-Sr	1:36:21.2	40	McEvoy	1:40:22.8	40	McEvoy	1:44:45.8	40	McEvoy	1:57:07.4
85	Craine	1:29:06.5	85	Craine	1:37:56.3	85	Craine	1:41:59.7	85	Craine	1:46:00.3	85	Craine	1:58:15.4
116	Tunney	1:29:41.5	99	O'Hagan	1:38:51.2	44	Waters	1:42:52.2	44	Waters	1:46:32.7	44	Waters	1:58:22.3
67	Ollerensha	1:29:43.2	116	Tunney	1:38:56.1	99	O'Hagan	1:42:55.1	99	O'Hagan	1:46:53.3	99	O'Hagan	1:59:18.1
99	O'Hagan	1:29:45.9	44	Waters	1:39:00.7	116	Tunney	1:43:10.6	116	Tunney	1:47:21.2	26	Kelly	1:59:40.4
44	Waters	1:29:48.5	67	Ollerensha	1:39:01.2	67	Ollerensha	1:43:16.3	67	Ollerensha	1:47:32.5	66	Holland	2:00:45.6
103	McConochi	1:30:12.4	103	McConochi	1:39:06.4	69	Laidlaw	1:43:55.9	26	Kelly	1:47:55.9	69	Laidlaw	2:01:04.0
SS 16 St Marks 2 Tarmac Length 9.02 mile														
No.	Driver	Total												
37	Bird	2:03:37.6												
46	Morgan	2:04:02.9												
42	Ormond-Sr	2:04:32.8												
40	McEvoy	2:05:52.7												
85	Craine	2:06:58.1												
44	Waters	2:07:05.5												
26	Kelly	2:08:09.7												
99	O'Hagan	2:08:20.5												
66	Holland	2:09:45.8												
69	Laidlaw	2:10:36.4												



Chris Kelly Memorial Rally

11th - 12th May 2018

Final Stage Positions



Total number of fastest times, second fastest times etc.

No.	Driver	1	2	3	4	5	6	7	8	9	10	11	12	13	14	15
26	Sean Kelly	10	2	2	-	-	-	-	-	-	-	-	-	-	-	-
42	Steven Ormond-Smith	3	2	1	2	-	2	-	3	-	-	-	-	-	-	-
46	Neil Morgan	1	2	4	2	1	1	1	-	-	-	1	-	-	-	-
45	Chris Heyes	1	2	1	1	2	-	-	-	-	-	-	-	-	-	-
44	Martin Waters	1	2	-	-	2	-	-	2	2	1	-	-	2	-	-
37	Andy Bird	-	3	2	3	-	2	2	1	1	-	-	-	-	-	-
57	Marcus Pagett	-	1	1	-	-	-	-	-	-	-	1	1	-	-	-
40	Paul McEvoy	-	-	2	2	1	2	2	-	2	1	-	-	-	-	-
103	Owen McConochie	-	-	1	-	-	1	-	1	-	2	-	-	-	-	-
85	Arthur David Craine	-	-	-	1	1	2	2	-	2	2	1	1	-	-	-
116	Ross Tunney	-	-	-	1	-	1	-	1	-	1	1	1	1	-	1
64	Dave Hopwood	-	-	-	1	-	-	-	-	1	-	-	-	-	-	-
87	Ian Cruden	-	-	-	1	-	-	-	-	-	-	-	-	-	-	1
66	David Holland	-	-	-	-	2	-	-	-	-	3	-	-	-	3	1
71	Paul R Clackett	-	-	-	-	2	-	-	-	-	-	-	-	-	-	-
50	Phil Gallagher	-	-	-	-	1	-	3	2	-	1	-	1	2	-	-
99	Dermot O'Hagan	-	-	-	-	1	-	-	1	2	-	3	1	-	1	-
67	Gary Ollerenshaw	-	-	-	-	-	1	-	-	1	-	1	-	1	2	2
107	John Tear	-	-	-	-	-	1	-	-	-	1	-	1	-	-	1
86	Craig Lemaire	-	-	-	-	-	-	2	1	1	-	-	1	-	-	-
75	Tristan Kewley	-	-	-	-	-	-	1	1	-	-	-	-	-	-	-
97	Rob Fisher	-	-	-	-	-	-	-	-	1	-	-	-	-	1	-
106	Stephen Bettridge	-	-	-	-	-	-	-	-	-	1	1	-	1	-	-
69	Bill Laidlaw	-	-	-	-	-	-	-	-	-	-	2	1	1	-	1
91	Malcolm Davey	-	-	-	-	-	-	-	-	-	-	1	2	1	-	1
110	Michael McKenna	-	-	-	-	-	-	-	-	-	-	-	1	2	-	-
96	Dewi Hughes	-	-	-	-	-	-	-	-	-	-	-	1	-	4	1
123	Tim Cole	-	-	-	-	-	-	-	-	-	-	-	-	-	-	1
109	Matt Wilhelm Bradley	-	-	-	-	-	-	-	-	-	-	-	-	-	-	1

Note: where more than one competitor has the same stage time, they are all credited with the same stage position.



Chris Kelly Memorial Rally

11th - 12th May 2018

Final Time Chart

Competitors in order of time taken on each stage

Underline denotes competitors who have been credited with a notional time.



Posn	Stage															
	1	2	3	4	5	6	7	8	9	10	11	12	13	14	15	16
1	42	42	<u>26</u>	46	26	26	26	45	26	26	26	26	42	44	26	26
2	26	26	<u>37=</u>	45	42	45	37	37	37	<u>37=</u>	57	46	44	42	44	46
3	40	46	<u>40=</u>	57	37	37	45	46	103	<u>40=</u>	46	40	26	26	46	42
4	37	64	<u>42=</u>	37	45	116	40	40	87	<u>42=</u>	37	42	46	46	42	85
5	45	45	<u>44=</u>	71	71	44	46	99	40=	<u>44=</u>	40	85	66	66	50	44
6	46	107	<u>45=</u>	67	116	40	85	42	42=	<u>46=</u>	42	103	37	37	85	40
7	75	40	<u>46=</u>	50	40	46	50	85	44=	<u>50=</u>	85	37	50	86	86	37
8	44	116	<u>50=</u>	42	75	42	42	44	45=	<u>66=</u>	103	50	86	99	37	50
9	64	37	<u>57=</u>	44	85	85	44	67	46=	<u>67=</u>	99	99	40	97	40	86
10	116	85	<u>66=</u>	40	103	106	103	107	50=	<u>69=</u>	66	44	85	50	66	66
11	57	91	<u>67=</u>	69	46	67	<u>57=</u>	106	66=	<u>71=</u>	69	116	99	85	99	99
12	85	50	<u>69=</u>	99	57	107	<u>66=</u>	96	67=	<u>76=</u>	86	69	110	91	91	116
13	50	69	<u>71=</u>	<u>72=</u>	44	50	<u>67=</u>	116	69=	<u>85=</u>	44	67	91	110	110	106
14	96	67	<u>72=</u>	<u>75=</u>	66	99	<u>69=</u>	66	<u>71=</u>	<u>86=</u>	67	66	97	96	96	96
15	67	109	<u>75=</u>	<u>76=</u>	67	66	<u>99=</u>	123	76=	<u>87=</u>	116	107	96	69	87	91
16	103	86	<u>76=</u>	<u>85=</u>	99	103	116	57=	85=	<u>89=</u>	75	91	69	108	69	97
17	86	99	<u>85=</u>	<u>86=</u>	86	87	123	103=	86=	<u>91=</u>	50	106	109	87	106	123
18	69	106	<u>86=</u>	<u>87=</u>	69	91	106	108	89=	<u>96=</u>	110	<u>76=</u>	116	109	97	110
19	97	72	<u>87=</u>	<u>89=</u>	91	72	86	69	91=	<u>97=</u>	91	<u>86=</u>	67	76	108	69
20	71	57	<u>89=</u>	<u>91=</u>	87	109	109	91	96=	<u>99=</u>	96	<u>87=</u>	87	116	123	107
21	91	75	<u>91=</u>	<u>96=</u>	109	69	107	115	97=	<u>103=</u>	106	<u>89=</u>	76	106	107	109
22	107	71	<u>96=</u>	<u>97=</u>	107	57	108	75	99=	<u>104=</u>	108	<u>96=</u>	108	67	76	108
23	106	87	<u>97=</u>	<u>103=</u>	106	123	72	26	<u>104=</u>	<u>106=</u>	76	<u>97=</u>	106	123	67	76
24	76=	122	<u>99=</u>	<u>104=</u>	110	75	91	109	106=	<u>107=</u>	87	<u>104=</u>	107	118	109	117
25	110=	110	<u>103=</u>	<u>106=</u>	72	86	96	110	107=	<u>108=</u>	107	<u>108=</u>	122	107	118	87
26	87	103	<u>104=</u>	<u>107=</u>	123	122	122	122	108=	<u>109=</u>	122	<u>109=</u>	123	104	117	118
27	99	97	<u>106=</u>	<u>108=</u>	96	117	117	86	109=	<u>110=</u>	109	<u>110=</u>	118	112	112	67
28	66	66	<u>107=</u>	<u>109=</u>	108	71=	75	72	110=	<u>112=</u>	123	<u>112=</u>	112	40	115	112
29	108	96	<u>108=</u>	<u>110=</u>	76	108=	115	97	112=	<u>115=</u>	115	<u>115=</u>	104	117	104	115
30	72	108	<u>109=</u>	<u>112=</u>	122	97	97	104	115=	<u>116=</u>	117	<u>117=</u>	117	120	89	104
31	109	112	<u>110=</u>	<u>116=</u>	50	110	112	112	116=	<u>117=</u>	104	<u>120=</u>	89	124	120	120
32	104	44	<u>112=</u>	<u>117=</u>	104	96	110	117	117=	<u>120=</u>	112	<u>123=</u>	115	89	124	124
33	122	117	<u>116=</u>	<u>118=</u>	97	115	76	87	120=	<u>123=</u>	89	<u>124=</u>	124	115	116	89
34	89	89	<u>117=</u>	<u>119=</u>	89	118	104	76	123=	<u>124=</u>	124	57	120			
35	118	118	<u>118=</u>	<u>120=</u>	118	119	120	89	124=		120		103			
36	123	76	<u>119=</u>	<u>121=</u>	115	89	89	120			97					
37	58	119	<u>120=</u>	<u>122=</u>	112	112	124	124								
38	112	104	<u>121=</u>	<u>123=</u>	117	104	87	50=								
39	124	123	<u>122=</u>	<u>124=</u>	119	120	71	71=								
40	117	124	<u>123=</u>	66	124	124	88=	88=								
41	121	121	<u>124=</u>	26	120	76	118=	118=								
42	119	120	88=	88=	88=	88=	121=	121=								
43	120	88=	115=	115=	121=	121=										
44	88=	115=														
45	115=															



Chris Kelly Memorial Rally

11th - 12th May 2018

Final Stage Chart

Cumulative positions after each stage (including all additional penalties)



Posn	Stage															
	1	2	3	4	5	6	7	8	9	10	11	12	13	14	15	16
1	42	42	26	46	42	45	37	37	37	37	37	37	37	37	37	37
2	26	26	42	42	46	37	45	45	45	46	46	46	46	46	46	46
3	40	46	46	45	45	42	46	46	46	42	40	40	42	42	42	42
4	37	40	40	37	37	46	42	42	42	40	42	42	40	40	40	40
5	45	45	45	40	40	40	40	40	40	85	85	85	85	85	85	85
6	46	37	37	57	57	116	116	85	85	116	116	99	44	44	44	44
7	75	64	116	50	116	57	85	116	116	67	67	116	99	99	99	26
8	44	116	85	67	71	67	57	67	67	44	99	44	116	116	26	99
9	64	85	107	69	67	85	50	44	44	99	44	67	67	67	66	66
10	116	107	50	116	85	50	67	99	99	103	103	103	69	26	69	69
11	57	50	75	71	50	44	44	57	103	69	69	69	26	69	67	67
12	85	75	91	85	69	69	69	69	69	107	66	26	103	66	116	116
13	50	91	69	107	75	99	99	107	107	106	106	66	66	91	86	86
14	96	69	57	44	44	107	103	103	106	66	26	107	91	106	91	91
15	67	57	67	99	99	75	107	106	66	91	107	106	106	107	106	106
16	103	67	86	75	107	91	66	66	91	86	86	91	107	86	107	107
17	86	86	106	91	91	103	106	91	86	109	91	86	86	96	96	96
18	69	106	99	86	86	106	91	75	109	96	96	96	96	109	109	109
19	97	99	71	106	103	86	86	86	96	26	109	109	109	108	108	108
20	71	71	103	103	106	87	75	109	26	108	108	108	108	110	110	110
21	91	103	109	109	109	109	109	96	108	97	110	110	110	123	123	123
22	107	109	44	87	87	72	72	72	97	110	123	123	123	117	117	117
23	106	44	87	72	72	66	96	108	110	123	117	117	117	112	76	76
24	76=	87	72	110	110	110	122	122	123	117	112	112	112	76	112	97
25	110=	72	110	97	96	96	108	26	117	112	76	76	76	104	97	112
26	87	110	97	96	66	97	97	97	112	104	104	104	104	97	104	104
27	99	97	96	122	97	122	26	110	104	89	89	89	97	89	89	89
28	66	96	122	108	122	108	110	123	89	76	97	97	89	87	87	87
29	108	122	66	66	108	71	117	117	76	120	87	87	87	124	124	124
30	72	66	108	76	76	89	123	112	120	87	124	124	124	120	120	50
31	109	108	76	112	89	117	112	104	87	124	120	120	120	50	50	120
32	104	76	112	89	112	112	89	89	124	50	50	50	50	115	115	115
33	122	112	89	104	104	104	104	76	50	71	115	115	115			
34	89	89	104	117	117	123	76	120	71	115						
35	123	104	117	124	118	118	120	87	115							
36	58	117	124	118	123	76	124	124								
37	112	124	118	121	124	26	87	50								
38	124	118	121	123	119	119	71	71								
39	117	121	123	119	26	124	118	118								
40	121	123	119	120	120	120	121	121								
41	119	119	120	26	121	121	115	115								
42	118	120	88=	88=	115	115	88	88								
43	120	88=	115=	115=	88	88										
44	88=	115=														
45	115=															

