









Pos	No.	Driver/Co-Driver	Class	Vehicle	Total	Diff. Leader	Overall Pos
Overall Awards							
1	4	Matt Edwards/Darren Garrod	BRC1	 Ford Fiesta R5	1:13:53.8		1
2	5	Rhys Yates/Elliott Edmondson	BRC1	 Škoda Fabia R5	1:14:14.3	0:20.5	2
3	1	Keith Cronin/Mikie Galvin	BRC1	 Hyundai i20 R5-N	1:14:15.6	0:21.8	3
Overall Land Rover							
1	60	Ian Robert Sykes/Frances Julia Sykes	LR	 Land Rover Freelander 1 V6	1:50:50.8		28
Class BRC1							
1	3	Martin McCormack/David Moynihan	BRC1	 Škoda Fabia R5	1:14:56.6		4
Class BRCJR							
1	20	Steve Rokland/Tom Woodburn	BRCJR	 Peugeot 208 R2	1:22:22.1		11
Class BRCCA							
1	43	Jordan Reynolds/Peredur Davies	BRCCA	 Ford Fiesta R2	1:29:30.5		19
Overall National Rally Cup							
1	7	Peter Taylor/Andrew Roughead	NRC6	 Ford Fiesta WRC	1:17:50.3		6

Pirelli International Rally (International & BRC)

Saturday 28th April 2018

Final Results



Pos	No.	Driver/Co-driver	Class	Class Posn.	Vehicle	Total Stages	Total Penalty	Total Time	Diff. Leader
1	4	Matt Edwards/Darren Garrod	BRC1	1	Ford Fiesta R5	1:13:53.8		1:13:53.8	
2	5	Rhys Yates/Elliott Edmondson	BRC1	2	Škoda Fabia R5	1:14:14.3		1:14:14.3	0:20.5
3	1	Keith Cronin/Mikie Galvin	BRC1	3	Hyundai i20 R5-N	1:14:15.6		1:14:15.6	0:21.8
4	3	Martin McCormack/David Moynihan	BRC1	4	Škoda Fabia R5	1:14:56.6		1:14:56.6	1:02.8
5	6	Jonathan Greer/Kirsty Riddick	BRC1	5	Ford Fiesta R5	1:15:23.6		1:15:23.6	1:29.8
6	7	Peter Taylor/Andrew Roughead	NRC6	1	Ford Fiesta WRC	1:17:50.3		1:17:50.3	3:56.5
7	9	Alex Laffey/Patrick Walsh	BRC1	6	Ford Fiesta R5	1:19:12.5		1:19:12.5	5:18.7
8	16	Lawrence Whyte/Stuart Loudon	BRC1	7	Ford Fiesta R5	1:19:52.5		1:19:52.5	5:58.7
9	12	Thomas Preston/Max Freeman	BRC1	8	Škoda Fabia R5	1:20:00.6		1:20:00.6	6:06.8
10	11	Sacha Kakad/James Aldridge	BRC1	9	Ford Fiesta	1:20:06.4		1:20:06.4	6:12.6
11	20	Steve Rokland/Tom Woodburn	BRCJR	1	Peugeot 208 R2	1:22:22.1		1:22:22.1	8:28.3
12	15	John Wink/John Forrest	NRC7	1	Hyundai i20 R5	1:22:42.0		1:22:42.0	8:48.2
13	22	James Williams/Ross Whittock	BRCJR	2	Vauxhall Adam R2	1:23:32.1		1:23:32.1	9:38.3
14	18	William Creighton/Liam Regan	BRCJR	3	Peugeot 208	1:23:35.4		1:23:35.4	9:41.6
15	26	James Wilson/Gavin Doherty	BRCJR	4	Peugeot 208 R2	1:24:48.9		1:24:48.9	10:55.1
16	28	John Morrison/Peter Carstairs	NRC6	2	Mitsubishi Evo 9	1:25:00.9		1:25:00.9	11:07.1
17	19	Oscar Solberg/Patrik Barth	BRCJR	5	Ford Fiesta R2T	1:25:43.5		1:25:43.5	11:49.7
18	24	Josh Cornwell/Cliona Collins	BRCJR	6	Peugeot 208	1:25:58.9		1:25:58.9	12:05.1
19	43	Jordan Reynolds/Peredur Davies	BRCCA	1	Ford Fiesta R2	1:29:30.5		1:29:30.5	15:36.7
20	36	Rob Gill/Anders Howard	NRC6	3	Ford Evo Fiesta	1:31:33.3		1:31:33.3	17:39.5
21	40	Gunnar Karl Jóhannesson/George Gwynn	BRCCA	2	Ford Fiesta	1:31:41.3		1:31:41.3	17:47.5
22	48	Bart Lang/Sinclair Young	BRCCA	3	Ford Fiesta R2	1:32:02.0		1:32:02.0	18:08.2
23	34	William Hill/Richard Crozier	BRCJR	7	Ford Fiesta R2T	1:32:26.7		1:32:26.7	18:32.9
24	44	Will Graham/Alex Kihurani	BRCCA	4	Ford Fiesta R2	1:33:06.9		1:33:06.9	19:13.1
25	42	Johnnie Mulholland/Jeff Case	BRCCA	5	Ford Fiesta R2	1:33:12.8		1:33:12.8	19:19.0
26	46	Connor Woods/Christopher Corry	BRCCA	6	Vauxhall Adam	1:34:01.2		1:34:01.2	20:07.4
27	33	James McDiarmid/Gareth Clarke	BRCJR	8	Ford Fiesta R2T	1:36:40.7		1:36:40.7	22:46.9
28	60	Ian Robert Sykes/Frances Julia Sykes	LR	1	Land Rover Freelander 1 V6	1:50:50.8		1:50:50.8	36:57.0
29	61	Chris McCarthy/Barry Connolly	LR	2	Land Rover Wolf XD	1:57:58.8		1:57:58.8	44:05.0
30	64	Rob Barr/Keith Harvey	LR	3	Land Rover Wolf XD	2:02:39.7		2:02:39.7	48:45.9
31	62	John Gage/Billy Norton	LR	4	Land Rover Wolf XD	2:04:14.7		2:04:14.7	50:20.9

Issued at 21:00 on 28 April 2018

2

Results by Tynemouth Computer Services



Pirelli International Rally (International & BRC)

Saturday 28th April 2018

Final Results by Competition Number













Results to TC8D

Number of starters is 43



No.	Pos	Sponsor Driver/Co-driver	Class	Class Posn.	Vehicle	Total Stages	Total Penalty	Total Time	Diff. Leader
1	3	Hyundai Customer Racing Team Keith Cronin/Mikie Galvin	BRC1	3	Hyundai i20 R5-N	1:14:15.6		1:14:15.6	0:21.8
2		DMACK, Fuchs Lubricants, Speedline David Bogie/John Rowan	BRC1		Škoda Fabia R5	Rolled - SS1			
3	4	Tiger Risk Martin McCormack/David Moynihan	BRC1	4	Škoda Fabia R5	1:14:56.6		1:14:56.6	1:02.8
4	1	Swift Group Ltd Trading as Swift Go Motorhome Hire, Pirelli Matt Edwards/Darren Garrod	BRC1	1	Ford Fiesta R5	1:13:53.8		1:13:53.8	
5	2	Brettex Site Services Rhys Yates/Elliott Edmondson	BRC1	2	Škoda Fabia R5	1:14:14.3		1:14:14.3	0:20.5
6	5	Jonathan Greer/Kirsty Riddick	BRC1	5	Ford Fiesta R5	1:15:23.6		1:15:23.6	1:29.8
7	6	Westands Country Park, Border Caravans Peter Taylor/Andrew Roughead	NRC6	1	Ford Fiesta WRC	1:17:50.3		1:17:50.3	3:56.5
9	7	U-Student, Pirelli Alex Laffey/Patrick Walsh	BRC1	6	Ford Fiesta R5	1:19:12.5		1:19:12.5	5:18.7
10		Egger UK Connor McCloskey/Barry McNulty	NRC7		Ford Fiesta	Power steering failure			
11	10	Sacha Kakad/James Aldridge	BRC1	9	Ford Fiesta	1:20:06.4		1:20:06.4	6:12.6
12	9	Hippo Motor Group Thomas Preston/Max Freeman	BRC1	8	Škoda Fabia R5	1:20:00.6		1:20:00.6	6:06.8
14		DE Banke Group, Viking Motorsport, Pirelli Simon de Banke/Phil Mills	NRC7		Ford Fiesta R5	Retired after SS3			
15	12	John Wink/John Forrest	NRC7	1	Hyundai i20 R5	1:22:42.0		1:22:42.0	8:48.2
16	8	Whyte Cranes Lawrence Whyte/Stuart Loudon	BRC1	7	Ford Fiesta R5	1:19:52.5		1:19:52.5	5:58.7
17		Callum Devine/Brian Hoy	BRCJR		Ford Fiesta R2T	Mechanical			
18	14	Creightons of Balmoral William Creighton/Liam Regan	BRCJR	3	Peugeot 208	1:23:35.4		1:23:35.4	9:41.6
19	17	Pirelli/MH Motorsport Oscar Solberg/Patrik Barth	BRCJR	5	Ford Fiesta R2T	1:25:43.5		1:25:43.5	11:49.7
20	11	Steve Rokland/Tom Woodburn	BRCJR	1	Peugeot 208 R2	1:22:22.1		1:22:22.1	8:28.3
21		Campsie Karting Centre Marty Gallagher/Dean O'Sullivan	BRCJR		Peugeot 208 R2	Stopped - SS7			
22	13	HT Installations James Williams/Ross Whittock	BRCJR	2	Vauxhall Adam R2	1:23:32.1		1:23:32.1	9:38.3
24	18	Josh Cornwell/Cliona Collins	BRCJR	6	Peugeot 208	1:25:58.9		1:25:58.9	12:05.1
25		SDC Trailers/Dixons Contractors/Truck-lite Europe/MCM Trail Josh McElean/Aaron Johnston	BRCJR		Ford Fiesta R2T	Engine - SS7			
26	15	Road Tankers Armagh James Wilson/Gavin Doherty	BRCJR	4	Peugeot 208 R2	1:24:48.9		1:24:48.9	10:55.1
27		Fraser and Grant Joinery, Treetop Forestry, Almac Heavy Hau Scott MacBeth/Neil Shanks	BRCJR		Citroën C2 R2 MAX	Gearbox mount - Service TC3B			
28	16	Kumho Tyres, Morrison Trailers John Morrison/Peter Carstairs	NRC6	2	Mitsubishi Evo 9	1:25:00.9		1:25:00.9	11:07.1
30		Woodford Trailers, Eurol Lubricants, Alan Gordon Eng, Brick Kevin Horgan/Liam Fouhy	BRCJR		Škoda Fabia R2	In ditch - SS2			
33	27	Harper Adams University, Morris Lubricants, Allelys Haulage James McDiarmid/Gareth Clarke	BRCJR	8	Ford Fiesta R2T	1:36:40.7		1:36:40.7	22:46.9
34	23	Hills Ford/Hills Contracts/Brookhire/Hills Self Store William Hill/Richard Crozier	BRCJR	7	Ford Fiesta R2T	1:32:26.7		1:32:26.7	18:32.9
36	20	The Sun WD-40 Rally Team Rob Gill/Anders Howard	NRC6	3	Ford Evo Fiesta	1:31:33.3		1:31:33.3	17:39.5
37		Peter Smith/John Millington	NRC4		Fiat 131	Broken gear lever			
38		DJR Services, JSR Services, West Ranga Properties, Joagri Finlay Retson/Tom Hynd	BRCCA		Ford Fiesta R2	Retired before SS4			



No.	Pos	Sponsor Driver/Co-driver	Class	Class Posn.	Vehicle	Total Stages	Total Penalty	Total Time	Diff. Leader
39		Medi Cell Rentals, Techron Works Fred Field/Josh Davison	BRCCA		 Ford Fiesta	Went off - SS3			
40	21	Gunnar Karl Jóhannesson/George Gwynn	BRCCA	2	 Ford Fiesta	1:31:41.3		1:31:41.3	17:47.5
42	25	John Mulholland Motors , Marshall Leasing Johnnie Mulholland/Jeff Case	BRCCA	5	 Ford Fiesta R2	1:33:12.8		1:33:12.8	19:19.0
43	19	Blue Network Solutions, Bill Gwynne Rally School Jordan Reynolds/Peredur Davies	BRCCA	1	 Ford Fiesta R2	1:29:30.5		1:29:30.5	15:36.7
44	24	www.FlexiFly.co.uk Will Graham/Alex Kihurani	BRCCA	4	 Ford Fiesta R2	1:33:06.9		1:33:06.9	19:13.1
46	26	Connor Woods/Christopher Corry	BRCCA	6	 Vauxhall Adam	1:34:01.2		1:34:01.2	20:07.4
48	22	University Center Myerscough/ LangSport Bart Lang/Sinclair Young	BRCCA	3	 Ford Fiesta R2	1:32:02.0		1:32:02.0	18:08.2
60	28	www.GHI.IS Ian Robert Sykes/Frances Julia Sykes	LR	1	 Land Rover Freelander 1 V6	1:50:50.8		1:50:50.8	36:57.0
61	29	Millbrook Proving Ground & Others Chris McCarthy/Barry Connolly	LR	2	 Land Rover Wolf XD	1:57:58.8		1:57:58.8	44:05.0
62	31	Millbrook Proving Ground & Others John Gage/Billy Norton	LR	4	 Land Rover Wolf XD	2:04:14.7		2:04:14.7	50:20.9
63		Millbrook Proving Ground & Others Tyrone Westall/Alice Bancroft	LR		 Land Rover Wolf XD	In ditch - SS2			
64	30	Millbrook Proving Ground & Others Rob Barr/Keith Harvey	LR	3	 Land Rover Wolf XD	2:02:39.7		2:02:39.7	48:45.9

No.	Driver	Class	SS 1		SS 2		SS 3		SS 4		SS 5		SS 6		SS 7		SS 8		Penalties
			Pundershaw 1		Roughside 1		The Forks 1		Whitesike 1		Pundershaw 2		Roughside 2		The Forks 2		Whitesike 2		
1	Keith Cronin	BRC1	7:26.0	6:55.6	13:44.0	9:15.2	7:17.6	6:56.8	13:31.9	9:08.5									
2	David Bogie	BRC1	Rolled - SS1																
3	Martin McCormack	BRC1	7:32.4	7:03.6	13:48.9	9:25.0	7:18.6	6:53.6	13:37.0	9:17.5									
4	Matt Edwards	BRC1	7:36.5	6:52.3	13:32.8	9:18.2	7:14.5	6:47.9	13:21.7	9:09.9									
5	Rhys Yates	BRC1	7:32.6	6:55.2	13:50.1	9:17.5	7:15.0	6:48.2	13:30.5	9:05.2									
6	Jonathan Greer	BRC1	7:40.4	7:05.6	13:53.8	9:34.4	7:25.0	6:53.5	13:30.1	9:20.8									
7	Peter Taylor	NRC6	7:44.5	7:10.3	14:55.1	9:42.2	7:26.1	7:03.3	14:02.2	9:46.6									
9	Alex Laffey	BRC1	7:58.2	7:22.3	14:41.1	10:01.6	7:42.7	7:15.7	14:21.5	9:49.4									
10	Connor McCloskey	NRC7	7:49.3	7:29.1	14:50.4	9:57.5	15:46.6	7:14.9	31:00.0	Power steering failure									
11	Sacha Kakad	BRC1	8:05.9	7:41.5	14:52.0	9:55.7	7:57.0	7:16.9	14:25.6	9:51.8									
12	Thomas Preston	BRC1	8:01.4	7:29.7	14:44.5	10:09.1	7:53.9	7:26.1	14:27.0	9:48.9									
14	Simon de Banke	NRC7	8:09.0	7:35.5	31:00.0	Retired after SS3													
15	John Wink	NRC7	8:22.7	7:39.4	15:19.6	10:19.5	8:08.3	7:26.6	15:11.5	10:14.4									
16	Lawrence Whyte	BRC1	8:01.1	7:28.2	14:51.1	10:06.7	8:00.1	7:26.2	14:25.6	9:33.5									
17	Callum Devine	BRCJR	8:41.1	8:22.4	Mechanical														
18	William Creighton	BRCJR	8:36.8	7:55.4	15:24.3	10:28.9	8:17.7	7:39.1	14:55.1	10:18.1									
19	Oscar Solberg	BRCJR	8:31.0	7:49.6	16:28.6	10:56.6	8:27.3	7:44.8	15:19.7	10:25.9									
20	Steve Rokland	BRCJR	8:08.4	7:32.7	15:31.2	10:19.4	8:06.7	7:32.2	14:53.9	10:17.6									
21	Marty Gallagher	BRCJR	8:29.1	7:50.8	15:23.7	10:46.2	8:18.0	7:39.3	Stopped - SS7										
22	James Williams	BRCJR	8:34.3	7:47.4	15:13.7	10:32.3	8:17.1	7:41.3	15:07.4	10:18.6									
24	Josh Cornwell	BRCJR	8:39.9	8:04.4	15:55.5	10:51.4	8:26.7	7:47.3	15:30.8	10:42.9									
25	Josh McErlean	BRCJR	8:27.0	7:50.4	15:30.1	10:34.0	8:16.2	7:39.5	Engine - SS7										
26	James Wilson	BRCJR	8:42.9	7:53.5	15:29.4	10:32.9	8:23.8	7:46.3	15:18.9	10:41.2									
27	Scott MacBeth	BRCJR	8:41.7	8:04.8	16:29.9	Gearbox mount - Service TC3B													
28	John Morrison	NRC6	8:38.1	7:57.9	15:39.3	10:37.9	8:33.1	7:47.2	15:20.0	10:27.4									
30	Kevin Horgan	BRCJR	9:13.6	In ditch - SS2															
33	James McDiarmid	BRCJR	9:30.1	8:37.7	16:54.0	11:32.9	8:48.5	8:12.9	21:29.1	11:35.5									
34	William Hill	BRCJR	9:19.8	8:50.1	17:08.0	11:59.9	8:57.8	8:27.5	16:26.2	11:17.4									
36	Rob Gill	NRC6	9:32.0	8:34.0	17:02.5	11:26.6	8:54.3	8:21.6	16:32.7	11:09.6									
37	Peter Smith	NRC4	14:24.3	8:57.6	17:28.1	12:02.2	Broken gear lever												
38	Finlay Retson	BRCCA	9:02.7	8:20.0	16:14.5	Retired before SS4													
39	Fred Field	BRCCA	9:22.7	8:41.1	Went off - SS3														
40	Gunnar Jóhannesson	BRCCA	9:07.8	8:32.2	16:56.6	11:30.5	8:59.7	8:19.6	16:46.0	11:28.9									
42	Johnnie Mulholland	BRCCA	9:19.1	8:52.1	17:11.4	12:20.0	9:05.8	8:25.5	16:40.2	11:18.7									
43	Jordan Reynolds	BRCCA	9:08.1	8:22.2	16:20.1	11:16.7	8:54.0	8:17.5	16:05.6	11:06.3									
44	Will Graham	BRCCA	9:21.0	8:39.6	17:11.4	11:43.2	9:04.5	8:28.5	16:52.8	11:45.9									
46	Connor Woods	BRCCA	9:37.2	9:01.9	17:20.1	11:38.9	9:13.7	8:36.9	17:01.5	11:31.0									
48	Bart Lang	BRCCA	9:17.5	8:26.8	16:48.6	11:37.1	9:12.3	8:30.0	16:47.2	11:22.5									
60	Ian Robert Sykes	LR	11:41.9	10:14.5	19:35.3	13:56.2	10:58.5	10:00.6	20:16.9	14:06.9									
61	Chris McCarthy	LR	11:08.3	10:10.7	26:15.8	14:06.1	11:01.4	10:13.4	20:43.4	14:19.7									
62	John Gage	LR	11:07.0	10:22.3	21:23.9	20:14.3	11:38.4	10:48.6	21:29.1	17:11.1									
63	Tyrone Westall	LR	12:00.8	In ditch - SS2															
64	Rob Barr	LR	12:03.2	12:21.0	23:44.6	16:38.6	11:27.9	10:32.8	21:16.1	14:35.5									

Pirelli International Rally (International & BRC)













Saturday 28th April 2018

Final Class Results



Pos	No.	Driver/Co-driver	Class	Group Pos.	Vehicle	Total Stages	Total Penalty	Total Time	Diff. Leader
Class BRC1									
1	4	Matt Edwards/Darren Garrod	BRC1	1	Ford Fiesta R5	1:13:53.8		1:13:53.8	
2	5	Rhys Yates/Elliott Edmondson	BRC1	2	Škoda Fabia R5	1:14:14.3		1:14:14.3	0:20.5
3	1	Keith Cronin/Mikie Galvin	BRC1	3	Hyundai i20 R5-N	1:14:15.6		1:14:15.6	0:21.8
4	3	Martin McCormack/David Moynihan	BRC1	4	Škoda Fabia R5	1:14:56.6		1:14:56.6	1:02.8
5	6	Jonathan Greer/Kirsty Riddick	BRC1	5	Ford Fiesta R5	1:15:23.6		1:15:23.6	1:29.8
6	9	Alex Laffey/Patrick Walsh	BRC1	6	Ford Fiesta R5	1:19:12.5		1:19:12.5	5:18.7
7	16	Lawrence Whyte/Stuart Loudon	BRC1	7	Ford Fiesta R5	1:19:52.5		1:19:52.5	5:58.7
8	12	Thomas Preston/Max Freeman	BRC1	8	Škoda Fabia R5	1:20:00.6		1:20:00.6	6:06.8
9	11	Sacha Kakad/James Aldridge	BRC1	9	Ford Fiesta	1:20:06.4		1:20:06.4	6:12.6
Class BRCJR									
1	20	Steve Rokland/Tom Woodburn	BRCJR	10	Peugeot 208 R2	1:22:22.1		1:22:22.1	
2	22	James Williams/Ross Whittock	BRCJR	11	Vauxhall Adam R2	1:23:32.1		1:23:32.1	1:10.0
3	18	William Creighton/Liam Regan	BRCJR	12	Peugeot 208	1:23:35.4		1:23:35.4	1:13.3
4	26	James Wilson/Gavin Doherty	BRCJR	13	Peugeot 208 R2	1:24:48.9		1:24:48.9	2:26.8
5	19	Oscar Solberg/Patrik Barth	BRCJR	14	Ford Fiesta R2T	1:25:43.5		1:25:43.5	3:21.4
6	24	Josh Cornwell/Cliona Collins	BRCJR	15	Peugeot 208	1:25:58.9		1:25:58.9	3:36.8
7	34	William Hill/Richard Crozier	BRCJR	19	Ford Fiesta R2T	1:32:26.7		1:32:26.7	10:04.6
8	33	James McDiarmid/Gareth Clarke	BRCJR	23	Ford Fiesta R2T	1:36:40.7		1:36:40.7	14:18.6
Class BRCCA									
1	43	Jordan Reynolds/Peredur Davies	BRCCA	16	Ford Fiesta R2	1:29:30.5		1:29:30.5	
2	40	Gunnar Karl Jóhannesson/George Gwynn	BRCCA	17	Ford Fiesta	1:31:41.3		1:31:41.3	2:10.8
3	48	Bart Lang/Sinclair Young	BRCCA	18	Ford Fiesta R2	1:32:02.0		1:32:02.0	2:31.5
4	44	Will Graham/Alex Kihurani	BRCCA	20	Ford Fiesta R2	1:33:06.9		1:33:06.9	3:36.4
5	42	Johnnie Mulholland/Jeff Case	BRCCA	21	Ford Fiesta R2	1:33:12.8		1:33:12.8	3:42.3
6	46	Connor Woods/Christopher Corry	BRCCA	22	Vauxhall Adam	1:34:01.2		1:34:01.2	4:30.7
Class NRC6									
1	7	Peter Taylor/Andrew Roughead	NRC6	1	Ford Fiesta WRC	1:17:50.3		1:17:50.3	
2	28	John Morrison/Peter Carstairs	NRC6	3	Mitsubishi Evo 9	1:25:00.9		1:25:00.9	7:10.6
3	36	Rob Gill/Anders Howard	NRC6	4	Ford Evo Fiesta	1:31:33.3		1:31:33.3	13:43.0
Class NRC7									
1	15	John Wink/John Forrest	NRC7	2	Hyundai i20 R5	1:22:42.0		1:22:42.0	
Class LR									
1	60	Ian Robert Sykes/Frances Julia Sykes	LR	1	Land Rover Freelander 1 V6	1:50:50.8		1:50:50.8	
2	61	Chris McCarthy/Barry Connolly	LR	2	Land Rover Wolf XD	1:57:58.8		1:57:58.8	7:08.0
3	64	Rob Barr/Keith Harvey	LR	3	Land Rover Wolf XD	2:02:39.7		2:02:39.7	11:48.9
4	62	John Gage/Billy Norton	LR	4	Land Rover Wolf XD	2:04:14.7		2:04:14.7	13:23.9



No.	Driver/Co-driver	Class	Vehicle	Location	Reason
2	David Bogie/John Rowan	BRC1	 Škoda Fabia R5	Stage 1	Rolled - SS1
10	Connor McCloskey/Barry McNulty	NRC7	 Ford Fiesta	Stage 7	Power steering failure
14	Simon de Banke/Phil Mills	NRC7	 Ford Fiesta R5	TC3A	Retired after SS3
17	Callum Devine/Brian Hoy	BRCJR	 Ford Fiesta R2T	Stage 3	Mechanical
21	Marty Gallagher/Dean O'Sullivan	BRCJR	 Peugeot 208 R2	Stage 7	Stopped - SS7
25	Josh McErlean/Aaron Johnston	BRCJR	 Ford Fiesta R2T	Stage 7	Engine - SS7
27	Scott MacBeth/Neil Shanks	BRCJR	 Citroën C2 R2 MAX	TC3A	Gearbox mount - Service TC3B
30	Kevin Horgan/Liam Fouhy	BRCJR	 Škoda Fabia R2	Stage 2	In ditch - SS2
37	Peter Smith/John Millington	NRC4	 Fiat 131	Stage 4	Broken gear lever
38	Finlay Retson/Tom Hynd	BRCCA	 Ford Fiesta R2	TC4	Retired before SS4
39	Fred Field/Josh Davison	BRCCA	 Ford Fiesta	Stage 3	Went off - SS3
63	Tyrone Westall/Alice Bancroft	LR	 Land Rover Wolf XD	Stage 2	In ditch - SS2

SS 1 Pundershaw 1 Fastest 67.24mph Length 8.33 mile			SS 2 Roughside 1 Fastest 65.57mph Length 7.51 mile			SS 3 The Forks 1 Fastest 68.16mph Length 15.39 mile			SS 4 Whitesike 1 Fastest 65.55mph Length 10.11 mile			SS 5 Pundershaw 2 Fastest 69.02mph Length 8.33 mile		
No.	Driver	Time	No.	Driver	Time	No.	Driver	Time	No.	Driver	Time	No.	Driver	Time
1	Cronin	7:26.0	4	Edwards	6:52.3	4	Edwards	13:32.8	1	Cronin	9:15.2	4	Edwards	7:14.5
3	McCormack	7:32.4	5	Yates	6:55.2	1	Cronin	13:44.0	5	Yates	9:17.5	5	Yates	7:15.0
5	Yates	7:32.6	1	Cronin	6:55.6	3	McCormack	13:48.9	4	Edwards	9:18.2	1	Cronin	7:17.6
4	Edwards	7:36.5	3	McCormack	7:03.6	5	Yates	13:50.1	3	McCormack	9:25.0	3	McCormack	7:18.6
6	Greer	7:40.4	6	Greer	7:05.6	6	Greer	13:53.8	6	Greer	9:34.4	6	Greer	7:25.0
7	Taylor	7:44.5	7	Taylor	7:10.3	9	Laffey	14:41.1	7	Taylor	9:42.2	7	Taylor	7:26.1
10	McCloskey	7:49.3	9	Laffey	7:22.3	12	Preston	14:44.5	11	Kakad	9:55.7	9	Laffey	7:42.7
9	Laffey	7:58.2	16	Whyte	7:28.2	10	McCloskey	14:50.4	10	McCloskey	9:57.5	12	Preston	7:53.9
16	Whyte	8:01.1	10	McCloskey	7:29.1	16	Whyte	14:51.1	9	Laffey	10:01.6	11	Kakad	7:57.0
12	Preston	8:01.4	12	Preston	7:29.7	11	Kakad	14:52.0	16	Whyte	10:06.7	16	Whyte	8:00.1
SS 6 Roughside 2 Fastest 66.28mph Length 7.51 mile			SS 7 The Forks 2 Fastest 69.11mph Length 15.39 mile			SS 8 Whitesike 2 Fastest 66.76mph Length 10.11 mile								
No.	Driver	Time	No.	Driver	Time	No.	Driver	Time						
4	Edwards	6:47.9	4	Edwards	13:21.7	5	Yates	9:05.2						
5	Yates	6:48.2	6	Greer	13:30.1	1	Cronin	9:08.5						
6	Greer	6:53.5	5	Yates	13:30.5	4	Edwards	9:09.9						
3	McCormack	6:53.6	1	Cronin	13:31.9	3	McCormack	9:17.5						
1	Cronin	6:56.8	3	McCormack	13:37.0	6	Greer	9:20.8						
7	Taylor	7:03.3	7	Taylor	14:02.2	16	Whyte	9:33.5						
10	McCloskey	7:14.9	9	Laffey	14:21.5	7	Taylor	9:46.6						
9	Laffey	7:15.7	11=	Kakad	14:25.6	12	Preston	9:48.9						
11	Kakad	7:16.9	16=	Whyte	14:25.6	9	Laffey	9:49.4						
12	Preston	7:26.1	12	Preston	14:27.0	11	Kakad	9:51.8						

Pirelli International Rally (International & BRC)

Saturday 28th April 2018

Final Ten Leading Positions after Each Stage



SS 1 Pundershaw 1 Gravel Length 8.33 mile			SS 2 Roughside 1 Gravel Length 7.51 mile			SS 3 The Forks 1 Gravel Length 15.39 mile			SS 4 Whitesike 1 Gravel Length 10.11 mile			SS 5 Pundershaw 2 Gravel Length 8.33 mile		
No.	Driver	Total	No.	Driver	Total	No.	Driver	Total	No.	Driver	Total	No.	Driver	Total
1	Cronin	0:07:26.0	1	Cronin	0:14:21.6	4	Edwards	0:28:01.6	4	Edwards	0:37:19.8	4	Edwards	0:44:34.3
3	McCormacl	0:07:32.4	5	Yates	0:14:27.8	1	Cronin	0:28:05.6	1	Cronin	0:37:20.8	1	Cronin	0:44:38.4
5	Yates	0:07:32.6	4	Edwards	0:14:28.8	5	Yates	0:28:17.9	5	Yates	0:37:35.4	5	Yates	0:44:50.4
4	Edwards	0:07:36.5	3	McCormacl	0:14:36.0	3	McCormacl	0:28:24.9	3	McCormacl	0:37:49.9	3	McCormacl	0:45:08.5
6	Greer	0:07:40.4	6	Greer	0:14:46.0	6	Greer	0:28:39.8	6	Greer	0:38:14.2	6	Greer	0:45:39.2
7	Taylor	0:07:44.5	7	Taylor	0:14:54.8	7	Taylor	0:29:49.9	7	Taylor	0:39:32.1	7	Taylor	0:46:58.2
10	McCloskey	0:07:49.3	10	McCloskey	0:15:18.4	9	Laffey	0:30:01.6	9	Laffey	0:40:03.2	9	Laffey	0:47:45.9
9	Laffey	0:07:58.2	9	Laffey	0:15:20.5	10	McCloskey	0:30:08.8	10	McCloskey	0:40:06.3	12	Preston	0:48:18.6
16	Whyte	0:08:01.1	16	Whyte	0:15:29.3	12	Preston	0:30:15.6	12	Preston	0:40:24.7	16	Whyte	0:48:27.2
12	Preston	0:08:01.4	12	Preston	0:15:31.1	16	Whyte	0:30:20.4	16	Whyte	0:40:27.1	11	Kakad	0:48:32.1
SS 6 Roughside 2 Gravel Length 7.51 mile			SS 7 The Forks 2 Gravel Length 15.39 mile			SS 8 Whitesike 2 Gravel Length 10.11 mile								
No.	Driver	Total	No.	Driver	Total	No.	Driver	Total						
4	Edwards	0:51:22.2	4	Edwards	1:04:43.9	4	Edwards	1:13:53.8						
1	Cronin	0:51:35.2	1	Cronin	1:05:07.1	5	Yates	1:14:14.3						
5	Yates	0:51:38.6	5	Yates	1:05:09.1	1	Cronin	1:14:15.6						
3	McCormacl	0:52:02.1	3	McCormacl	1:05:39.1	3	McCormacl	1:14:56.6						
6	Greer	0:52:32.7	6	Greer	1:06:02.8	6	Greer	1:15:23.6						
7	Taylor	0:54:01.5	7	Taylor	1:08:03.7	7	Taylor	1:17:50.3						
9	Laffey	0:55:01.6	9	Laffey	1:09:23.1	9	Laffey	1:19:12.5						
12	Preston	0:55:44.7	12	Preston	1:10:11.7	16	Whyte	1:19:52.5						
11	Kakad	0:55:49.0	11	Kakad	1:10:14.6	12	Preston	1:20:00.6						
16	Whyte	0:55:53.4	16	Whyte	1:10:19.0	11	Kakad	1:20:06.4						



Total number of fastest times, second fastest times etc.

No.	Driver	1	2	3	4	5	6	7	8	9	10	11	12	13	14	15
4	Matt Edwards	5	-	2	1	-	-	-	-	-	-	-	-	-	-	-
1	Keith Cronin	2	2	2	1	1	-	-	-	-	-	-	-	-	-	-
5	Rhys Yates	1	4	2	1	-	-	-	-	-	-	-	-	-	-	-
3	Martin McCormack	-	1	1	5	1	-	-	-	-	-	-	-	-	-	-
6	Jonathan Greer	-	1	1	-	6	-	-	-	-	-	-	-	-	-	-
7	Peter Taylor	-	-	-	-	-	6	1	-	-	-	1	-	-	-	-
9	Alex Laffey	-	-	-	-	-	1	3	2	2	-	-	-	-	-	-
16	Lawrence Whyte	-	-	-	-	-	1	-	2	2	2	1	-	-	-	-
10	Connor McCloskey	-	-	-	-	-	-	2	2	1	-	-	-	-	-	-
12	Thomas Preston	-	-	-	-	-	-	1	2	-	4	1	-	-	-	-
11	Sacha Kakad	-	-	-	-	-	-	1	1	2	2	1	-	-	1	-
20	Steve Rokland	-	-	-	-	-	-	-	-	-	-	3	3	1	-	-
15	John Wink	-	-	-	-	-	-	-	-	-	-	1	2	3	2	-
22	James Williams	-	-	-	-	-	-	-	-	-	-	-	1	1	2	2
18	William Creighton	-	-	-	-	-	-	-	-	-	-	-	1	1	2	2
14	Simon de Banke	-	-	-	-	-	-	-	-	-	-	-	1	1	-	-
25	Josh McErlean	-	-	-	-	-	-	-	-	-	-	-	-	1	-	1
21	Marty Gallagher	-	-	-	-	-	-	-	-	-	-	-	-	-	1	1
19	Oscar Solberg	-	-	-	-	-	-	-	-	-	-	-	-	-	-	1
26	James Wilson	-	-	-	-	-	-	-	-	-	-	-	-	-	-	1

Note: where more than one competitor has the same stage time, they are all credited with the same stage position.

Posn	Stage							
	1	2	3	4	5	6	7	8
1	1	4	4	1	4	4	4	5
2	3	5	1	5	5	5	6	1
3	5	1	3	4	1	6	5	4
4	4	3	5	3	3	3	1	3
5	6	6	6	6	6	1	3	6
6	7	7	9	7	7	7	7	16
7	10	9	12	11	9	10	9	7
8	9	16	10	10	12	9	11=	12
9	16	10	16	9	11	11	16=	9
10	12	12	11	16	16	12	12	11
11	11	20	7	12	20	16	20	15
12	20	14	22	20	15	15	18	20
13	14	15	15	15	25	20	22	18
14	15	11	21	18	22	18	15	22
15	25	22	18	22	18	21	26	19
16	21	19	26	26	21	25	19	28
17	19	25	25	25	26	22	28	26
18	22	21	20	28	24	19	24	24
19	18	26	28	21	19	26	43	43
20	28	18	24	24	28	28	34	36
21	24	28	38	19	33	24	36	34
22	17	24	43	43	43	33	42	42
23	27	27	19	36	36	43	40	48
24	26	38	27	40	34	40	48	40
25	38	43	48	33	40	36	44	46
26	40	17	33	48	44	42	46	33
27	43	48	40	46	42	34	60	44
28	30	40	36	44	48	44	61	60
29	48	36	34	34	46	48	64	61
30	42	33	42=	37	60	46	33=	64
31	34	44	44=	42	61	60	62=	62
32	44	39	46	60	64	61	10	
33	39	34	37	61	62	64		
34	33	42	60	64	10	62		
35	36	37	62	62				
36	46	46	64					
37	62	61	61					
38	61	60	14					
39	60	62						
40	63	64						
41	64							
42	37							

Posn	Stage							
	1	2	3	4	5	6	7	8
1	1	1	4	4	4	4	4	4
2	3	5	1	1	1	1	1	5
3	5	4	5	5	5	5	5	1
4	4	3	3	3	3	3	3	3
5	6	6	6	6	6	6	6	6
6	7	7	7	7	7	7	7	7
7	10	10	9	9	9	9	9	9
8	9	9	10	10	12	12	12	16
9	16	16	12	12	16	11	11	12
10	12	12	16	16	11	16	16	11
11	11	20	11	11	20	20	20	20
12	20	14	20	20	15	15	15	15
13	14	11	15	15	22	22	22	22
14	15	15	22	22	25	25	18	18
15	25	25	21	25	18	18	26	26
16	21	21	25	18	21	21	28	28
17	19	19	18	21	26	26	24	19
18	22	22	26	26	28	28	19	24
19	18	18	28	28	24	24	43	43
20	28	28	24	24	19	19	40	36
21	24	26	19	19	43	43	36	40
22	17	24	27	43	40	10	48	48
23	27	27	38	40	48	40	34	34
24	26	17	43	48	33	33	44	44
25	38	38	48	33	36	36	42	42
26	40	43	40	36	10	48	46	46
27	43	40	33	44	44	44	33	33
28	30	48	36	34	34	34	10	60
29	48	44	44	46	42	42	60	61
30	42	39	34	42	46	46	61	64
31	34	36	42	37	60	60	62	62
32	44	33	46	60	61	61	64	
33	39	34	37	61	62	62		
34	33	42	60	62	64	64		
35	36	46	62	64				
36	46	61	14					
37	62	62	61					
38	61	60	64					
39	60	37						
40	63	64						
41	64							
42	37							