

# Enniskillen Motor Club

19 May 2018

Comp No	Competitor	TOTAL	Class Position	Run 1	Run 2	Run 3	SUB	Run 4	Run 5	Run 6	SUB	Run 7	Run 8	Run 9	SUB	Run 10	Run 11	Run 12	TOTAL
A3	STEVEN FERGUSON	707.2	1	65.2	62.0	<b>57.0</b>	184.2	61.3	61.7	51.1	358.3	63.2	60.1	<b>56.8</b>	538.4	60.4	57.9	50.5	707.2
A1	PAUL MOONEY	718.0	2	<b>69.7</b>	63.5	51.8	185.0	61.2	61.7	<b>55.0</b>	362.9	<b>68.4</b>	59.0	<b>53.6</b>	543.9	<b>66.2</b>	58.0	49.9	718.0
A4	JAMES WILSON	721.6	3	65.7	<b>71.8</b>	52.3	189.8	<b>69.4</b>	64.9	54.0	378.1	63.1	61.0	50.4	552.6	59.3	59.5	50.2	721.6
A2	PETER GRIMES	743.6	4	64.7	64.8	54.0	183.5	66.2	63.0	52.3	365.0	<del>63.1</del>	61.5	<b>56.5</b>	566.1	62.4	<b>63.9</b>	51.2	743.6
A5	CHRIS GRIMES	745.8	5	69.8	66.4	55.4	191.6	66.8	64.3	53.2	375.9	<b>68.7</b>	64.9	55.5	565.0	64.6	63.0	53.2	745.8
A10	PAUL PHELAN	863.6	6	74.5	71.8	61.2	207.5	76.6	<b>78.0</b>	58.4	420.5	<b>75.6</b>	<b>79.0</b>	65.2	640.3	75.5	77.9	<del>69.9</del>	863.6
B2	ASHLEY LAMONT	734.0	1	66.7	65.9	<b>59.8</b>	192.4	64.4	65.9	56.4	379.1	63.5	63.5	53.9	560.0	61.7	62.6	49.7	734.0
B5	TOM DEVANEY	790.9	2	72.0	71.1	61.4	204.5	69.5	68.8	58.8	401.6	73.1	68.4	58.2	601.3	65.5	67.2	56.9	790.9
B4	PAUL LOWTHER	798.5	3	<b>73.6</b>	70.3	68.6	212.5	69.6	69.9	61.0	413.0	65.6	70.0	59.7	608.3	65.3	67.3	57.6	798.5
C2	ROBIN LYONS	710.8	1	64.2	65.4	52.7	182.3	<b>65.4</b>	65.7	50.9	364.3	60.6	<b>67.2</b>	50.1	542.2	<del>58.1</del>	61.7	48.8	710.8
C1	NORMAN FERGUSON	813.6	2	<del>84.2</del>	<del>78.7</del>	56.1	219.0	<b>71.5</b>	<del>76.8</del>	56.6	423.9	62.5	66.0	56.9	609.3	<del>78.1</del>	63.6	<b>62.6</b>	813.6
D1	MARK KING	737.1	1	66.2	65.7	59.5	191.4	65.2	66.6	52.7	375.9	64.0	64.3	52.8	557.0	65.0	62.5	52.6	737.1

- 1 Penalty
- 2 Penalties
- 3 Penalties
- Fail



# Enniskillen Motor Club

19 May 2018

Comp No	Competitor	TOTAL	Overall Position	Run 1	Run 2	Run 3	SUB	Run 4	Run 5	Run 6	SUB	Run 7	Run 8	Run 9	SUB	Run 10	Run 11	Run 12	TOTAL
A3	STEVEN FERGUSON	707.2	1	65.2	62.0	<del>57.0</del>	184.2	61.3	61.7	51.1	358.3	63.2	60.1	<del>56.8</del>	538.4	60.4	57.9	50.5	707.2
C2	ROBIN LYONS	710.8	2	64.2	65.4	52.7	182.3	<del>65.4</del>	65.7	50.9	364.3	60.6	<del>67.2</del>	50.1	542.2	58.1	61.7	48.8	710.8
A1	PAUL MOONEY	718.0	3	<del>69.7</del>	63.5	51.8	185.0	61.2	61.7	<del>55.0</del>	362.9	<del>68.4</del>	59.0	<del>53.6</del>	543.9	<del>66.2</del>	58.0	49.9	718.0
A4	JAMES WILSON	721.6	4	65.7	<del>71.8</del>	52.3	189.8	<del>69.4</del>	64.9	54.0	378.1	63.1	61.0	50.4	552.6	59.3	59.5	50.2	721.6
B2	ASHLEY LAMONT	734.0	5	66.7	65.9	<del>59.8</del>	192.4	64.4	65.9	56.4	379.1	63.5	63.5	53.9	560.0	61.7	62.6	49.7	734.0
D1	MARK KING	737.1	6	66.2	65.7	59.5	191.4	65.2	66.6	52.7	375.9	64.0	64.3	52.8	557.0	65.0	62.5	52.6	737.1
A2	PETER GRIMES	743.6	7	64.7	64.8	54.0	183.5	66.2	63.0	52.3	365.0	<del>83.1</del>	61.5	<del>56.5</del>	566.1	62.4	<del>63.9</del>	51.2	743.6
A5	CHRIS GRIMES	745.8	8	69.8	66.4	55.4	191.6	66.8	64.3	53.2	375.9	<del>68.7</del>	64.9	55.5	565.0	64.6	63.0	53.2	745.8
B5	TOM DEVANEY	790.9	9	72.0	71.1	61.4	204.5	69.5	68.8	58.8	401.6	73.1	68.4	58.2	601.3	65.5	67.2	56.9	790.9
B4	PAUL LOWTHER	798.5	10	<del>73.6</del>	70.3	68.6	212.5	69.6	69.9	61.0	413.0	65.6	70.0	59.7	608.3	65.3	67.3	57.6	798.5
C1	NORMAN FERGUSON	813.6	11	<del>84.2</del>	<del>78.7</del>	56.1	219.0	<del>71.5</del>	<del>76.8</del>	56.6	423.9	62.5	66.0	56.9	609.3	<del>78.1</del>	63.6	<del>62.6</del>	813.6
A10	PAUL PHELAN	863.6	12	74.5	71.8	61.2	207.5	76.6	<del>78.0</del>	58.4	420.5	<del>75.6</del>	<b>79.0</b>	65.2	640.3	75.5	77.9	<del>69.9</del>	863.6

- 1 Penalty
- 2 Penalties
- 3 Penalties
- Fail



### ANICC Autotest Clubman Challenge

Comp No	Competitor	TOTAL	Class Position	Run 1	Run 2	Run 3	SUB	Run 5	Run 5	Run 6	SUB	Run 7	Run 8	Run 9	TOTAL
A2	GARY CAMPBELL	411.9	1	49.2	44.2	<del>48.6</del>	142.0	47.1	<del>46.9</del>	44.1	280.1	46.6	42.1	43.1	411.9
A4	CRAWFORD EWING	418.2	2	<del>53.6</del>	45.9	45.0	144.5	47.9	47.4	<del>47.9</del>	287.7	46.7	42.3	41.5	418.2
A1	JACK GILLIS	465.1	3	<del>60.2</del>	48.1	46.2	154.5	50.0	<del>66.9</del>	46.2	317.6	<del>52.4</del>	48.6	46.5	465.1
A5	IAN MCCANN	486.5	4	55.8	49.6	54.6	160.0	<del>63.8</del>	<del>56.4</del>	48.0	328.2	56.2	50.4	51.7	486.5
C1	RICHARD EARNEY	409.8	1	49.4	48.7	44.0	142.1	51.1	43.6	42.1	278.9	45.2	43.9	41.8	409.8
C4	BEN COLHOUN	432.2	2	53.8	44.8	<del>64.0</del>	162.6	48.5	43.2	<del>45.1</del>	299.4	<del>51.9</del>	41.2	39.7	432.2
C5	JIMMY DOUGAN	478.6	3	<del>57.9</del>	47.9	49.1	154.9	<del>66.5</del>	45.6	48.1	317.1	<del>54.1</del>	<del>60.4</del>	47.0	478.6
C3	ANDREW EARNEY	480.3	4	55.6	48.9	50.0	154.5	53.6	<del>54.2</del>	52.9	315.2	<del>61.7</del>	54.3	49.1	480.3
D1	COLIN HAZELTON	517.1	1	59.7	48.2	51.4	159.3	54.8	49.1	<del>89.5</del>	352.5	57.2	45.9	<del>61.5</del>	517.1
D8	MARK THOMPSON	655.2	2	<del>79.7</del>	<del>66.2</del>	71.4	219.3	74.8	<del>69.1</del>	69.3	432.5	<del>75.3</del>	<del>65.9</del>	81.5	655.2

1 Penalty  
 2 Penalties  
 3 Penalties  
 Fail

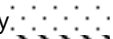



### ANICC Autotest Legends Challenge

Comp No	Competitor	TOTAL	Class Position	Run 1	Run 2	Run 3	SUB	Run 4	Run 5	Run 6	SUB	Run 7	Run 8	Run 9	TOTAL
B1	DAVID JENKINS	400.4	1	48.2	43.3	44.6	136.1	47.8	43.8	43.3	271.0	46.2	40.4	42.8	400.4



*ANICC Autotest Clubman Challenge*

Comp No	Competitor	TOTAL	Overall Position	Run 1	Run 2	Run 3	SUB	Run 5	Run 5	Run 6	SUB	Run 7	Run 8	Run 9	TOTAL
C1	RICHARD EARNEY	409.8	1	49.4	48.7	44.0	142.1	51.1	43.6	42.1	278.9	45.2	43.9	41.8	409.8
A2	GARY CAMPBELL	411.9	2	49.2	44.2	<del>48.6</del>	142.0	47.1	<del>46.9</del>	44.1	280.1	46.6	42.1	43.1	411.9
A4	CRAWFORD EWING	418.2	3	<del>53.6</del>	45.9	45.0	144.5	47.9	47.4	<del>47.9</del>	287.7	46.7	42.3	41.5	418.2
C4	BEN COLHOUN	432.2	4	53.8	44.8	<del>64.0</del>	162.6	48.5	43.2	<del>45.1</del>	299.4	<del>51.9</del>	41.2	39.7	432.2
A1	JACK GILLIS	465.1	5	<del>60.2</del>	48.1	46.2	154.5	50.0	<b>66.9</b>	46.2	317.6	<del>52.4</del>	48.6	46.5	465.1
C5	JIMMY DOUGAN	478.6	6	<del>57.9</del>	47.9	49.1	154.9	<del>68.5</del>	45.6	48.1	317.1	<del>54.1</del>	<del>60.4</del>	47.0	478.6
C3	ANDREW EARNEY	480.3	7	55.6	48.9	50.0	154.5	53.6	<del>54.2</del>	52.9	315.2	<del>61.7</del>	54.3	49.1	480.3
A5	IAN MCCANN	486.5	8	55.8	49.6	54.6	160.0	<del>63.8</del>	<del>56.4</del>	48.0	328.2	56.2	50.4	51.7	486.5
D1	COLIN HAZELTON	517.1	9	59.7	48.2	51.4	159.3	54.8	49.1	<del>88.3</del>	352.5	57.2	45.9	<del>61.5</del>	517.1
D8	MARK THOMPSON	655.2	10	<del>79.7</del>	<del>69.2</del>	71.4	219.3	74.8	<del>69.1</del>	69.3	432.5	<del>75.3</del>	<del>66.9</del>	81.5	655.2

1 Penalty   
 2 Penalties   
 3 Penalties   
 Fail 

*ANICC Autotest Legends Challenge*

Comp No	Competitor	TOTAL	Overall Position	Run 1	Run 2	Run 3	SUB	Run 4	Run 5	Run 6	SUB	Run 7	Run 8	Run 9	TOTAL
B1	DAVID JENKINS	400.4	1	48.2	43.3	44.6	136.1	47.8	43.8	43.3	271.0	46.2	40.4	42.8	400.4

