










Pos	No.	Driver/Co-Driver	Class	Vehicle	Total	Diff. Leader	Overall Pos
Overall Awards							
1	1	Matt Edwards/Darren Garrod	B14	Ford Fiesta	0:35:36		1
2	2	Luke Francis/John H Roberts	B14	Ford Fiesta WRC	0:35:56	0:20	2
3	3	Paul Bird/Jack Morton	B14	Ford Focus 07 WRC	0:36:24	0:48	3
Overall 1400cc Driver and Co-Driver							
1	36	Chris Powell/Jim Lewis	1400S	Talbot Sunbeam	0:40:34		23
Class N3							
1	92	Rhydian Price/Steven Brown	N3	Ford Fiesta ST	0:43:18		54
2	67	Kalvin Green/Osian Owen	N3	Ford Fiesta ST	0:43:27	0:09	58
3	66	James Giddings/Sion Cunniff	N3	Ford Fiesta ST	0:43:34	0:16	59
Class NR4							
1	7	Russ Thompson/Andy Murphy	NR4	Mitsubishi Evo 9	0:37:53		6
2	9	Pat Naylor/Ian Lawrence	NR4	Mitsubishi Evo 9	0:38:25	0:32	8
3	16	Scott Faulkner/Gareth Parry	NR4	Mitsubishi Lancer Evo IX	0:38:46	0:53	12
Class B10/R2							
1	47	George Lepley/Tom Woodburn	B10/R2	Ford Fiesta R2	0:40:43		25
2	49	Bob Vardy/Keaton Williams	B10/R2	Ford Fiesta R2	0:41:27	0:44	31
3	82	Tommi Meadows/Emma Morrison	B10/R2	Ford Fiesta R2	0:42:00	1:17	36
Class B11							
1	31	Max Utting/Mike Ainsworth	B11	Ford Fiesta ST Max	0:40:01		17
2	28	Rob Dennis/Simon John Rogers	B11	Ford Escort Mk2	0:40:33	0:32	22
3	44	Andy Davison/Tom Murphy	B11	Talbot Sunbeam VXR	0:40:37	0:36	24
Class B12							
1	15	Ieuan Rowlands/Emyr Hall	B12	Ford Escort	0:38:20		7
2	26	Owen McMackin/Barry Ferris	B12	Ford Escort Mk2	0:40:09	1:49	19
3	39	Allan McDowall/Gavin Heseltine	B12	Ford Escort MkII	0:40:52	2:32	26
Class B13							
1	13	Keith Parry/Eryl Evans	B13	Subaru Impreza	0:38:42		9
2	8	Richard Hill/Steffan Evans	B13	Subaru Impreza	0:39:22	0:40	14
3	19	Paul Walker/Geraint Thomas	B13	Subaru Impreza	0:39:24	0:42	15
Class B14							
1	4	Stephen Petch/Michael Wilkinson	B14	Ford Fiesta WRC	0:36:32		4
2	5	Sacha Kakad/James Aldridge	B14	Ford Fiesta	0:36:55	0:23	5
3	10	Stephen Simpson/Mark Glennerster	B14	Ford Fiesta S2000	0:38:44	2:12	11
Class 1400C							
1	96	Perry Gardener/Andrew Sankey	1400C	Vauxhall Nova	0:45:39		86
Class 1400S							
1	38	Dave Brick/Toby Brick	1400S	Vauxhall Corsa	0:42:29		39
2	52	Nigel Jenkins/Karen Jenkins	1400S	Vauxhall Nova	0:43:56	1:27	65
3	106	Richard Cole/Matthew Nicholas	1400S	Ford Mk2 Escort	0:43:58	1:29	66
Class RF1.4							
		No finisher eligible					
Class RF2.0							
1	120	Richard Ingleby/Alex Booth	RF2.0	MG ZR	0:45:49		87
Class H1/H2							
1	40	Jeremy Easson/Mike Reynolds	H1/H2	Datsun 240Z	0:42:38		44

Pos	No.	Driver/Co-Driver	Class	Vehicle	Total	Diff. Leader	Overall Pos
Class H1/H2 (Continued)							
2	58	David Lloyd Roberts/Dei Jones	H1/H2	 Ford Escort Mk2	0:42:46	0:08	47
Class H3							
1	12	Nick Elliott/Dave Price	H3	 Ford Escort	0:38:43		10
2	17	Rudi Lancaster/Guy Weaver	H3	 Ford Escort RS1800	0:40:04	1:21	18
3	62	Ceiriog Hughes/Harold Jones	H3	 Ford Escort Mk2	0:41:57	3:14	35
Class H4							
		No finisher eligible					
WAMC National Rally Driver							
1	1	Matt Edwards	B14	 Ford Fiesta	0:35:36		1
WAMC National Rally Co-Driver							
1	1	Darren Garrod	B14	 Ford Fiesta	0:35:36		1
WAMC Mixed Surface Driver							
1	28	Rob Dennis	B11	 Ford Escort Mk2	0:40:33		22
WAMC Mixed Surface Co-Driver							
1	118	Teresa Butler	1400C	 MG ZR	0:46:00		91
ANWCC Driver							
1	86	David Auden	B13	 Mitsubishi Evo6	0:42:42		46
ANWCC Co-Driver							
1	15	Emyr Hall	B12	 Ford Escort	0:38:20		7

Pos	No.	Driver/Co-driver	Class	Class Posn.	Vehicle	Total Stages	Total Penalty	Total Time	Diff. Leader
1	1	Matt Edwards/Darren Garrod	B14	1	Ford Fiesta	0:35:36		0:35:36	
2	2	Luke Francis/John H Roberts	B14	2	Ford Fiesta WRC	0:35:56		0:35:56	0:20
3	3	Paul Bird/Jack Morton	B14	3	Ford Focus 07 WRC	0:36:24		0:36:24	0:48
4	4	Stephen Petch/Michael Wilkinson	B14	4	Ford Fiesta WRC	0:36:32		0:36:32	0:56
5	5	Sacha Kakad/James Aldridge	B14	5	Ford Fiesta	0:36:55		0:36:55	1:19
6	7	Russ Thompson/Andy Murphy	NR4	1	Mitsubishi Evo 9	0:37:53		0:37:53	2:17
7	15	Ieuan Rowlands/Emyr Hall	B12	1	Ford Escort	0:38:20		0:38:20	2:44
8	9	Pat Naylor/Ian Lawrence	NR4	2	Mitsubishi Evo 9	0:38:25		0:38:25	2:49
9	13	Keith Parry/Eryl Evans	B13	1	Subaru Impreza	0:38:42		0:38:42	3:06
10	12	Nick Elliott/Dave Price	H3	1	Ford Escort	0:38:43		0:38:43	3:07
11	10	Stephen Simpson/Mark Glennerster	B14	6	Ford Fiesta S2000	0:38:44		0:38:44	3:08
12	16	Scott Faulkner/Gareth Parry	NR4	3	Mitsubishi Lancer Evo IX	0:38:46		0:38:46	3:10
13	14	Wug Utting/Bob Stokoe	NR4	4	Subaru Impreza N12b	0:39:22		0:39:22	3:46
14	8	Richard Hill/Steffan Evans	B13	2	Subaru Impreza	0:39:22		0:39:22	3:46
15	19	Paul Walker/Geraint Thomas	B13	3	Subaru Impreza	0:39:24		0:39:24	3:48
16	20	Matthew Hirst/Declan Dear	B13	4	Mitsubishi Evo IX	0:39:36		0:39:36	4:00
17	31	Max Utting/Mike Ainsworth	B11	1	Ford Fiesta ST Max	0:40:01		0:40:01	4:25
18	17	Rudi Lancaster/Guy Weaver	H3	2	Ford Escort RS1800	0:40:04		0:40:04	4:28
19	26	Owen McMackin/Barry Ferris	B12	2	Ford Escort Mk2	0:40:09		0:40:09	4:33
20	22	Bob Morgan/Adie Williams	B13	5	Škoda Fabia vRS	0:40:13		0:40:13	4:37
21	30	Peter Baylis/Anthony Blyth	B13	6	Mitsubishi Evo 9	0:40:27		0:40:27	4:51
22	28	Rob Dennis/Simon John Rogers	B11	2	Ford Escort Mk2	0:40:33		0:40:33	4:57
23	36	Chris Powell/Jim Lewis	1400S	1	Talbot Sunbeam	0:40:34		0:40:34	4:58
24	44	Andy Davison/Tom Murphy	B11	3	Talbot Sunbeam VXR	0:40:37		0:40:37	5:01
25	47	George Lepley/Tom Woodburn	B10/R2	1	Ford Fiesta R2	0:40:43		0:40:43	5:07
26	39	Allan McDowall/Gavin Heseltine	B12	3	Ford Escort MkII	0:40:52		0:40:52	5:16
27	23	Brian Bell/Paul Spooner	B14	7	Ford Focus 07 WRC	0:41:09		0:41:09	5:33
28	35	Nick Dobson/Steve Pugh	B11	4	Ford Escort Mk2	0:41:15		0:41:15	5:39
29	78	Craig Cameron/Sam Allen	B13	7	Subaru Impreza	0:41:21		0:41:21	5:45
30	21	David Young/James Young	B11	5	Ford Escort RS	0:41:26		0:41:26	5:50
31	49	Bob Vardy/Keaton Williams	B10/R2	2	Ford Fiesta R2	0:41:27		0:41:27	5:51
32	75	Jon Ross/Martin Auskerin	NR4	5	Subaru Impreza	0:41:41		0:41:41	6:05
33	51	Colin Griffiths/Mike Wilding	B12	4	BMW Compact	0:41:42		0:41:42	6:06
34	37	Steve Hopewell/Clive Jones	B11	6	Ford Escort	0:41:43		0:41:43	6:07
35	62	Ceiriog Hughes/Harold Jones	H3	3	Ford Escort Mk2	0:41:57		0:41:57	6:21
36	82	Tommi Meadows/Emma Morrison	B10/R2	3	Ford Fiesta R2	0:42:00		0:42:00	6:24
37	61	Steve Ward/Mike Crawford	H3	4	Ford Escort	0:42:16		0:42:16	6:40
38	56	Tim Phelps/Elwyn Manuel	B12	5	Ford Escort Mk2	0:42:26		0:42:26	6:50
39	38	Dave Brick/Toby Brick	1400S	2	Vauxhall Corsa	0:42:29		0:42:29	6:53
40	63	Keith Jones/Daniel Jones	B11	7	Subaru Impreza	0:42:29		0:42:29	6:53
41	41	Mark Bentley/Ed Bentley	H3	5	Ford Escort	0:42:31		0:42:31	6:55
42	46	Barry Jordan/Paul Wakely	H3	6	Fiat 131	0:42:33		0:42:33	6:57
43	76	Alex Howard/George Fleming	B13	8	Land Rover Freelander	0:42:37		0:42:37	7:01
44	40	Jeremy Easson/Mike Reynolds	H1/H2	1	Datsun 240Z	0:42:38		0:42:38	7:02
45	29	Ben Friend/Cliffy Simmons	B10/R2	4	Ford Fiesta R2	0:42:41		0:42:41	7:05
46	86	David Auden/Chris Row	B13	9	Mitsubishi Evo6	0:42:42		0:42:42	7:06
47	58	David Lloyd Roberts/Dei Jones	H1/H2	2	Ford Escort Mk2	0:42:46		0:42:46	7:10
48	18	John Rowlands/Glenn Latham	B11	8	Ford Escort Mk2	0:42:52		0:42:52	7:16
49	70	Steve Southall/Richard Bestwick	B12	6	Ford Escort	0:42:57		0:42:57	7:21
50	69	Robert Smith/Frankie Hillman	B10/R2	5	Ford Escort	0:43:02		0:43:02	7:26
51	50	Richard Wells/Calvin Houldsworth	B10/R2	6	Ford Fiesta	0:43:09		0:43:09	7:33
52	87	Will Graham/Steven Davey	B10/R2	7	Ford Fiesta R2	0:43:13		0:43:13	7:37
53	81	Damian Pratts/Jonny Tad Evans	B12	7	Ford Escort	0:43:16		0:43:16	7:40
54	92	Rhydian Price/Steven Brown	N3	1	Ford Fiesta ST	0:43:18		0:43:18	7:42

Pos	No.	Driver/Co-driver	Class	Class Posn.	Vehicle	Total Stages	Total Penalty	Total Time	Diff. Leader
55	105	Kevin Metcalfe/Lewis Griffiths	B12	8	BMW E30	0:43:19		0:43:19	7:43
56	60	David Jones/Glyn Price	B12	9	BMW E30	0:43:24		0:43:24	7:48
57	83	James Watkins/Dan Sayce	H1/H2	3	Ford Escort	0:43:26		0:43:26	7:50
58	67	Kalvin Green/Osian Owen	N3	2	Ford Fiesta ST	0:43:27		0:43:27	7:51
59	66	James Giddings/Sion Cunniff	N3	3	Ford Fiesta ST	0:43:34		0:43:34	7:58
60	71	Peter Smith/Patrick Walsh	H3	7	Fiat 131	0:43:37		0:43:37	8:01
61	104	Ewan Tindall/Paul Hudson	N3	4	Ford Fiesta ST	0:43:39		0:43:39	8:03
62	55	Robin Eyre-Maunsell/Peter Scott	B13	10	Subaru Impreza	0:43:47		0:43:47	8:11
63	93	Martin Gerard Laverty/Phil Kenny	N3	5	Ford Fiesta ST	0:43:51		0:43:51	8:15
64	91	Mat Tordoff/Tim Tordoff	N3	6	Ford Fiesta	0:43:53		0:43:53	8:17
65	52	Nigel Jenkins/Karen Jenkins	1400S	3	Vauxhall Nova	0:43:56		0:43:56	8:20
66	106	Richard Cole/Matthew Nicholas	1400S	4	Ford Mk2 Escort	0:43:58		0:43:58	8:22
67	54	Dick Slaughter/Tim Sayer	H1/H2	4	Ford Escort Mk1 RS2000	0:44:02		0:44:02	8:26
68	73	Andy Graham/Ryan Graham	B13	11	Subaru Impreza	0:44:02		0:44:02	8:26
69	108	James Gratton-Smith/Arwel Jenkins	B11	9	Ford Escort	0:44:13		0:44:13	8:37
70	89	Kieran Darrington/Daniel Nieroda	1400S	5	Vauxhall Corsa	0:44:14		0:44:14	8:38
71	95	Rob Bradley/Kevin Booth	B11	10	Ford Escort Mk2	0:44:14		0:44:14	8:38
72	72	Steve Black/Paul Williams	1400S	6	Suzuki Swift	0:44:20		0:44:20	8:44
73	97	Phil Jones/Robbie Pugh	B11	11	Ford Escort Mk2	0:44:23		0:44:23	8:47
74	99	Stuart Spyer/Peter Williams	1400S	7	Vauxhall Corsa	0:44:34		0:44:34	8:58
75	85	Scott Partridge/Beverley Mace	B13	12	Subaru WRX STi	0:44:39		0:44:39	9:03
76	90	Jeremy Wells/Martin Saunders	H3	8	Ford Escort Mk1	0:44:40		0:44:40	9:04
77	84	Graham Waite/Gill Cotton	B10/R2	8	Toyota Corolla	0:44:46		0:44:46	9:10
78	77	Alun Jones/Megan McCarron	B13	13	Mitsubishi Evo 4	0:44:53		0:44:53	9:17
79	107	Steve Deeley/Alan Proudman	B10/R2	9	Peugeot 205 1.6 GTi	0:45:08		0:45:08	9:32
80	102	Christian South/Abi Haycock	B12	10	Citroën DS3 R3T	0:45:14		0:45:14	9:38
81	88	Jonathan Whalley/Peter Dennis	B11	12	Ford Escort Mk2	0:45:21		0:45:21	9:45
82	80	Martin Walters/Marie Fletcher	B10/R2	10	Honda Civic	0:45:28		0:45:28	9:52
83	113	Keith Gapper/Jordan Wilkinson	B13	14	Subaru Impreza	0:45:31		0:45:31	9:55
84	112	Ron Hall/Phil Spilsted	NR4	6	Subaru Impreza	0:45:32		0:45:32	9:56
85	115	Neil Fewlass/Stephen Varey	N3	7	Ford Fiesta ST	0:45:34		0:45:34	9:58
86	96	Perry Gardener/Andrew Sankey	1400C	1	Vauxhall Nova	0:45:39		0:45:39	10:03
87	120	Richard Ingleby/Alex Booth	RF2.0	1	MG ZR	0:45:49		0:45:49	10:13
88	116	Ken Davies/Alan Jones	H1/H2	5	Volvo Amazon	0:45:56		0:45:56	10:20
89	103	Roger Nevitt/Mike Smith	B10/R2	11	Ford Fiesta	0:45:57		0:45:57	10:21
90	98	Alwyn (Menace) Passant/Denny Harris	B11	13	Ford Escort	0:45:57		0:45:57	10:21
91	118	James Weaver/Teresa Butler	1400C	2	MG ZR	0:46:00		0:46:00	10:24
92	109	Guy Butler/Doug Chivers	RF2.0	2	Toyota Corolla	0:46:11		0:46:11	10:35
93	42	Andrew Fox/Jaime-Lee Fox	B12	11	BMW 325	0:46:45		0:46:45	11:09
94	101	Federico Polese/Lucia Scognamiglio	B12	12	Porsche 911	0:47:18		0:47:18	11:42
95	123	Tony Cawthorne/Joseph Mallinson	B10/R2	12	Peugeot 205GTI	0:48:15		0:48:15	12:39
96	119	Ian Perkins/Geoff Holmes	B13	15	Subaru Impreza	0:48:17		0:48:17	12:41
97	122	Matthew Baddeley/Yan Griffiths	RF2.0	3	Toyota Corolla	0:48:54		0:48:54	13:18
98	121	Nikola Brown/Mike Brown	B11	14	BMW Compact	0:49:07		0:49:07	13:31
99	124	Ian Linford/Demelza Scholes	B13	16	Land Rover Freelander	0:49:08		0:49:08	13:32
100	114	Saleh Hijazi/Stephen Landen	B11	15	MG ZR	0:49:18		0:49:18	13:42
101	125	Thomas Magnay/Sam Colman	1400C	3	Citroën Saxo	0:55:27		0:55:27	19:51
102	100	Scott Sloan/David Sloan	1400S	8	Vauxhall Corsa	1:30:49		1:30:49	55:13

Plains Rally

Saturday 12th May 2018

Final Results by Competition Number

Results to MC2

Number of starters is 117

No.	Pos	Entrant Driver/Co-driver	Class	Class Posn.	Vehicle	Total Stages	Total Penalty	Total Time	Diff. Leader
1	1	Swift Caravans/Pirelli Matt Edwards/Darren Garrod	B14	1	Ford Fiesta	0:35:36		0:35:36	
2	2	Luke Francis/John H Roberts	B14	2	Ford Fiesta WRC	0:35:56		0:35:56	0:20
3	3	Paul Bird/Jack Morton	B14	3	Ford Focus 07 WRC	0:36:24		0:36:24	0:48
4	4	Stephen Petch/Michael Wilkinson	B14	4	Ford Fiesta WRC	0:36:32		0:36:32	0:56
5	5	Sacha Kakad/James Aldridge	B14	5	Ford Fiesta	0:36:55		0:36:55	1:19
6		Ian Joel/Graeme Wood	B13		Ford Escort Cosworth	Slid off - SS3			
7	6	Russ Thompson/Andy Murphy	NR4	1	Mitsubishi Evo 9	0:37:53		0:37:53	2:17
8	14	Richard Hill/Steffan Evans	B13	2	Subaru Impreza	0:39:22		0:39:22	3:46
9	8	Pat Naylor/Ian Lawrence	NR4	2	Mitsubishi Evo 9	0:38:25		0:38:25	2:49
10	11	Stephen Simpson/Mark Glennerster	B14	6	Ford Fiesta S2000	0:38:44		0:38:44	3:08
11		Tom Naughton/Will Rogers	NR4		Mitsubishi Evo 9	Accident - SS5			
12	10	Nick Elliott/Dave Price	H3	1	Ford Escort	0:38:43		0:38:43	3:07
13	9	Keith Parry/Eryl Evans	B13	1	Subaru Impreza	0:38:42		0:38:42	3:06
14	13	Wug Utting/Bob Stokoe	NR4	4	Subaru Impreza N12b	0:39:22		0:39:22	3:46
15	7	Ieuan Rowlands/Emyr Hall	B12	1	Ford Escort	0:38:20		0:38:20	2:44
16	12	Professional Motorsport World Expo/C1-R Motorsport Scott Faulkner/Gareth Parry	NR4	3	Mitsubishi Lancer Evo IX	0:38:46		0:38:46	3:10
17	18	Woolacombe Bay Holiday Parks Rudi Lancaster/Guy Weaver	H3	2	Ford Escort RS1800	0:40:04		0:40:04	4:28
18	48	John Rowlands/Glenn Latham	B11	8	Ford Escort Mk2	0:42:52		0:42:52	7:16
19	15	Paul Walker/Geraint Thomas	B13	3	Subaru Impreza	0:39:24		0:39:24	3:48
20	16	Matthew Hirst/Declan Dear	B13	4	Mitsubishi Evo IX	0:39:36		0:39:36	4:00
21	30	David Young/James Young	B11	5	Ford Escort RS	0:41:26		0:41:26	5:50
22	20	Winner Garage Skoda Bob Morgan/Adie Williams	B13	5	Škoda Fabia vRS	0:40:13		0:40:13	4:37
23	27	Brian Bell/Paul Spooner	B14	7	Ford Focus 07 WRC	0:41:09		0:41:09	5:33
24		Alun Roberts/Rhodri Evans	B10/R2		Ford Ka	Retired after SS2			
25		Tom Williams/Phil Hall	B10/R2		Ford Fiesta	Retired after service			
26	19	Owen McMackin/Barry Ferris	B12	2	Ford Escort Mk2	0:40:09		0:40:09	4:33
28	22	Denwell Coaches Rob Dennis/Simon John Rogers	B11	2	Ford Escort Mk2	0:40:33		0:40:33	4:57
29	45	Ben Friend/Cliffy Simmons	B10/R2	4	Ford Fiesta R2	0:42:41		0:42:41	7:05
30	21	Peter Baylis/Anthony Blyth	B13	6	Mitsubishi Evo 9	0:40:27		0:40:27	4:51
31	17	Max Utting/Mike Ainsworth	B11	1	Ford Fiesta ST Max	0:40:01		0:40:01	4:25
33		Richard Sykes/Simon Taylor	B13		Mitsubishi Evo 9	Stopped - SS2			
35	28	Nick Dobson/Steve Pugh	B11	4	Ford Escort Mk2	0:41:15		0:41:15	5:39
36	23	Chris Powell/Jim Lewis	1400S	1	Talbot Sunbeam	0:40:34		0:40:34	4:58
37	34	Steve Hopewell/Clive Jones	B11	6	Ford Escort	0:41:43		0:41:43	6:07
38	39	Dave Brick/Toby Brick	1400S	2	Vauxhall Corsa	0:42:29		0:42:29	6:53
39	26	Allan McDowall/Gavin Heseltine	B12	3	Ford Escort MkII	0:40:52		0:40:52	5:16
40	44	Jeremy Easson/Mike Reynolds	H1/H2	1	Datsun 240Z	0:42:38		0:42:38	7:02
41	41	Mark Bentley/Ed Bentley	H3	5	Ford Escort	0:42:31		0:42:31	6:55
42	93	Andrew Fox/Jaime-Lee Fox	B12	11	BMW 325	0:46:45		0:46:45	11:09
43		Ernie Graham/Robin Kellard	H3		Ford Escort RS	Retired at start of SS7			
44	24	Andy Davison/Tom Murphy	B11	3	Talbot Sunbeam VXR	0:40:37		0:40:37	5:01
46	42	Jordan Road Surfacing/Jondel Race Engines Barry Jordan/Paul Wakely	H3	6	Fiat 131	0:42:33		0:42:33	6:57
47	25	George Lepley/Tom Woodburn	B10/R2	1	Ford Fiesta R2	0:40:43		0:40:43	5:07
48		Jack Leese/Michael Gilbey	B10/R2		Peugeot 208 R2	Went off - SS3			
49	31	Bob Vardy/Keaton Williams	B10/R2	2	Ford Fiesta R2	0:41:27		0:41:27	5:51
50	51	Richard Wells/Calvin Houldsworth	B10/R2	6	Ford Fiesta	0:43:09		0:43:09	7:33
51	33	Colin Griffiths/Mike Wilding	B12	4	BMW Compact	0:41:42		0:41:42	6:06
52	65	Nigel Jenkins/Karen Jenkins	1400S	3	Vauxhall Nova	0:43:56		0:43:56	8:20

Plains Rally

Saturday 12th May 2018

Final Results by Competition Number

Results to MC2

Number of starters is 117

No.	Pos	Entrant Driver/Co-driver	Class	Class Posn.	Vehicle	Total Stages	Total Penalty	Total Time	Diff. Leader	
54	67	Dick Slaughter/Tim Sayer	H1/H2	4	Ford Escort Mk1 RS2000	0:44:02		0:44:02	8:26	
55	62	Robin Eyre-Maunsell/Peter Scott	B13	10	Subaru Impreza	0:43:47		0:43:47	8:11	
56	38	Tim Phelps/Elwyn Manuel	B12	5	Ford Escort Mk2	0:42:26		0:42:26	6:50	
58	47	David Lloyd Roberts/Dei Jones	H1/H2	2	Ford Escort Mk2	0:42:46		0:42:46	7:10	
59		Coneely Group, Chateau Impney Hillclimb								
		Tomas Delaney/Brynmor Pierce	NR4		Mitsubishi Evo 6	Mechanical after SS6				
60	56	David Jones/Glyn Price	B12	9	BMW E30	0:43:24		0:43:24	7:48	
61	37	Steve Ward/Mike Crawford	H3	4	Ford Escort	0:42:16		0:42:16	6:40	
62	35	Ceiriog Hughes/Harold Jones	H3	3	Ford Escort Mk2	0:41:57		0:41:57	6:21	
63	40	Grooms Garage Ltd								
		Keith Jones/Daniel Jones	B11	7	Subaru Impreza	0:42:29		0:42:29	6:53	
64		Tom Coughtrie/Baz Green	H4		Mitsubishi Galant VR4	Fuel issues 300m into SS1				
65		Zak Hughes/Tom Wood	N3		Ford Fiesta ST	Retired after SS2				
66	59	James Giddings/Sion Cunniff	N3	3	Ford Fiesta ST	0:43:34		0:43:34	7:58	
67	58	Kalvin Green/Osian Owen	N3	2	Ford Fiesta ST	0:43:27		0:43:27	7:51	
69	50	Robert Smith/Frankie Hillman	B10/R2	5	Ford Escort	0:43:02		0:43:02	7:26	
70	49	Steve Southall/Richard Bestwick	B12	6	Ford Escort	0:42:57		0:42:57	7:21	
71	60	Peter Smith/Patrick Walsh	H3	7	Fiat 131	0:43:37		0:43:37	8:01	
72	72	Steve Black/Paul Williams	1400S	6	Suzuki Swift	0:44:20		0:44:20	8:44	
73	68	Andy Graham/Ryan Graham	B13	11	Subaru Impreza	0:44:02		0:44:02	8:26	
74		Grahame Standen/Jane Edgington	B10/R2		Vauxhall Chevette	Retired after SS6				
75	32	Jon Ross/Martin Auskerin	NR4	5	Subaru Impreza	0:41:41		0:41:41	6:05	
76	43	Alex Howard/George Fleming	B13	8	Land Rover Freelander	0:42:37		0:42:37	7:01	
77	78	Alun Jones/Megan McCarron	B13	13	Mitsubishi Evo 4	0:44:53		0:44:53	9:17	
78	29	Craig Cameron/Sam Allen	B13	7	Subaru Impreza	0:41:21		0:41:21	5:45	
79		Alun Horn/Ian Beamond	B13		Subaru Impreza	Stopped - SS7				
80	82	Martin Walters/Marie Fletcher	B10/R2	10	Honda Civic	0:45:28		0:45:28	9:52	
81	53	Tsalta Motorsport								
		Damian Pratts/Jonny Tad Evans	B12	7	Ford Escort	0:43:16		0:43:16	7:40	
82	36	2300 Club John Easson Award & Swift Group Ltd								
		Tommi Meadows/Emma Morrison	B10/R2	3	Ford Fiesta R2	0:42:00		0:42:00	6:24	
83	57	GJM Rally Marketing Powys Transport								
		James Watkins/Dan Sayce	H1/H2	3	Ford Escort	0:43:26		0:43:26	7:50	
84	77	Graham Waite/Gill Cotton	B10/R2	8	Toyota Corolla	0:44:46		0:44:46	9:10	
85	75	Scott Partridge/Beverley Mace	B13	12	Subaru WRX STi	0:44:39		0:44:39	9:03	
86	46	David Auden/Chris Row	B13	9	Mitsubishi Evo6	0:42:42		0:42:42	7:06	
87	52	Will Graham/Steven Davey	B10/R2	7	Ford Fiesta R2	0:43:13		0:43:13	7:37	
88	81	Jonathan Whalley/Peter Dennis	B11	12	Ford Escort Mk2	0:45:21		0:45:21	9:45	
89	70	Q8 Oils, ni:media								
		Kieran Darrington/Daniel Nieroda	1400S	5	Vauxhall Corsa	0:44:14		0:44:14	8:38	
90	76	Jeremy Wells/Martin Saunders	H3	8	Ford Escort Mk1	0:44:40		0:44:40	9:04	
91	64	Rallyme								
		Mat Tordoff/Tim Tordoff	N3	6	Ford Fiesta	0:43:53		0:43:53	8:17	
92	54	Rhydian Price/Steven Brown	N3	1	Ford Fiesta ST	0:43:18		0:43:18	7:42	
93	63	Martin Gerard Laverty/Phil Kenny	N3	5	Ford Fiesta ST	0:43:51		0:43:51	8:15	
95	71	Rob Bradley/Kevin Booth	B11	10	Ford Escort Mk2	0:44:14		0:44:14	8:38	
96	86	Perry Gardener/Andrew Sankey	1400C	1	Vauxhall Nova	0:45:39		0:45:39	10:03	
97	73	Phil Jones/Robbie Pugh	B11	11	Ford Escort Mk2	0:44:23		0:44:23	8:47	
98	90	Alwyn (Menace) Passant/Denny Harris	B11	13	Ford Escort	0:45:57		0:45:57	10:21	
99	74	Stuart Spyer/Peter Williams	1400S	7	Vauxhall Corsa	0:44:34		0:44:34	8:58	
100	102	Scott Sloan/David Sloan	1400S	8	Vauxhall Corsa	1:30:49		1:30:49	55:13	
101	94	Federico Polese/Lucia Scognamiglio	B12	12	Porsche 911	0:47:18		0:47:18	11:42	
102	80	Christian South/Abi Haycock	B12	10	Citroën DS3 R3T	0:45:14		0:45:14	9:38	
103	89	Roger Nevitt/Mike Smith	B10/R2	11	Ford Fiesta	0:45:57		0:45:57	10:21	

Plains Rally

Saturday 12th May 2018

Final Results by Competition Number

Results to MC2

Number of starters is 117



No.	Pos	Entrant Driver/Co-driver	Class	Class Posn.	Vehicle	Total Stages	Total Penalty	Total Time	Diff. Leader
104	61	Ewan Tindall/Paul Hudson	N3	4	Ford Fiesta ST	0:43:39		0:43:39	8:03
105	55	Kevin Metcalfe/Lewis Griffiths	B12	8	BMW E30	0:43:19		0:43:19	7:43
106	66	Richard Cole Contracting Richard Cole/Matthew Nicholas	1400S	4	Ford Mk2 Escort	0:43:58		0:43:58	8:22
107	79	Steve Deeley/Alan Proudman	B10/R2	9	Peugeot 205 1.6 GTi	0:45:08		0:45:08	9:32
108	69	James Gratton-Smith/Arwel Jenkins	B11	9	Ford Escort	0:44:13		0:44:13	8:37
109	92	Rallyme.co.uk/RallyCarsForHire.co.uk Guy Butler/Doug Chivers	RF2.0	2	Toyota Corolla	0:46:11		0:46:11	10:35
110		Wrexham Motoring Supplies Sam Johnson/Liam Johnson	RF1.4		Seat Arosa	Did not finish SS2			
111		Chris Bush/Robert Smith	1400S		Vauxhall Corsa	OTL			
112	84	Ron Hall/Phil Spilsted	NR4	6	Subaru Impreza	0:45:32		0:45:32	9:56
113	83	Keith Gapper/Jordan Wilkinson	B13	14	Subaru Impreza	0:45:31		0:45:31	9:55
114	100	Saleh Hijazi/Stephen Landen	B11	15	MG ZR	0:49:18		0:49:18	13:42
115	85	Neil Fewlass/Stephen Varey	N3	7	Ford Fiesta ST	0:45:34		0:45:34	9:58
116	88	Ken Davies/Alan Jones	H1/H2	5	Volvo Amazon	0:45:56		0:45:56	10:20
117		Richard Phillipson/Stefan Arndt	H1/H2		Opel Kadett C Coupe	Gearbox after SS2			
118	91	James Weaver/Teresa Butler	1400C	2	MG ZR	0:46:00		0:46:00	10:24
119	96	Ian Perkins/Geoff Holmes	B13	15	Subaru Impreza	0:48:17		0:48:17	12:41
120	87	Richard Ingleby/Alex Booth	RF2.0	1	MG ZR	0:45:49		0:45:49	10:13
121	98	Nikola Brown/Mike Brown	B11	14	BMW Compact	0:49:07		0:49:07	13:31
122	97	RallyMe.co.uk/RallyCarsForHire.co.uk Matthew Baddeley/Yan Griffiths	RF2.0	3	Toyota Corolla	0:48:54		0:48:54	13:18
123	95	Tony Cawthorne/Joseph Mallinson	B10/R2	12	Peugeot 205GTI	0:48:15		0:48:15	12:39
124	99	Ian Linford/Demelza Scholes	B13	16	Land Rover Freelander	0:49:08		0:49:08	13:32
125	101	Thomas Magnay/Sam Colman	1400C	3	Citroën Saxo	0:55:27		0:55:27	19:51

Plains Rally

Saturday 12th May 2018

Final Stage Times

No.	Driver	Class	SS 1	SS 2	SS 3	SS 4	SS 5	SS 6	SS 7	SS 8	Penalties	
			Dyfnant South 1		Gartheiniog West 1		Dyfnant South 2		Gartheiniog West 2			
			Dyfnant North 1		Gartheiniog East 1		Dyfnant North 2		Gartheiniog East 2			
1	Matt Edwards	B14	4:18	5:32	5:19	3:07	3:46	5:12	5:19	3:03		
2	Luke Francis	B14	3:50	5:40	5:30	3:08	3:51	5:20	5:30	3:07		
3	Paul Bird	B14	3:59	5:37	5:30	3:22	3:50	5:27	5:28	3:11		
4	Stephen Petch	B14	3:58	5:38	5:50	3:14	3:50	5:23	5:31	3:08		
5	Sacha Kakad	B14	4:09	5:45	5:37	3:14	3:56	5:27	5:35	3:12		
6	Ian Joel	B13	4:12	5:53	Slid off - SS3							
7	Russ Thompson	NR4	4:09	5:50	5:48	3:19	4:04	5:37	5:47	3:19		
8	Richard Hill	B13	4:27	6:02	6:08	3:24	4:08	5:48	6:02	3:23		
9	Pat Naylor	NR4	4:14	5:57	5:54	3:19	<u>4:08</u>	5:38	5:56	3:19		
10	Stephen Simpson	B14	4:16	6:02	6:01	3:28	<u>4:05</u>	5:40	5:51	3:21		
11	Tom Naughton	NR4	4:08	5:53	5:52	3:20	Accident - SS5					
12	Nick Elliott	H3	4:14	6:00	5:52	3:22	<u>4:08</u>	5:50	5:55	3:22		
13	Keith Parry	B13	4:09	5:57	6:21	3:21	<u>4:08</u>	5:40	5:50	3:16		
14	Wug Utting	NR4	4:18	6:02	6:07	3:29	<u>4:08</u>	5:49	6:03	3:26		
15	Ieuan Rowlands	B12	4:12	5:51	5:52	3:23	<u>4:08</u>	5:43	5:52	3:19		
16	Scott Faulkner	NR4	4:18	6:01	5:58	3:23	4:06	5:42	5:57	3:21		
17	Rudi Lancaster	H3	4:23	6:10	6:13	3:29	4:15	5:54	6:12	3:28		
18	John Rowlands	B11	4:25	6:08	6:07	3:28	4:17	5:54	6:58	5:35		
19	Paul Walker	B13	4:26	6:14	6:12	3:25	4:05	5:43	5:58	3:21		
20	Matthew Hirst	B13	4:20	6:09	6:05	3:29	4:16	5:56	5:58	3:23		
21	David Young	B11	4:36	6:27	6:18	3:43	4:23	6:08	6:19	3:32		
22	Bob Morgan	B13	4:24	6:14	6:11	3:35	4:13	5:59	6:06	3:31		
23	Brian Bell	B14	4:37	6:22	6:28	3:39	4:17	5:57	6:18	3:31		
24	Alun Roberts	B10/R2	4:29	7:14	Retired after SS2							
25	Tom Williams	B10/R2	4:30	6:24	6:21	3:40	Retired after service					
26	Owen McMackin	B12	4:21	6:08	6:15	3:32	4:20	5:55	6:12	3:26		
28	Rob Dennis	B11	4:22	6:15	6:16	3:33	4:22	5:55	6:20	3:30		
29	Ben Friend	B10/R2	4:42	6:45	6:39	3:47	4:30	6:14	6:25	3:39		
30	Peter Baylis	B13	4:27	6:19	6:15	3:33	4:14	5:55	6:13	3:31		
31	Max Utting	B11	4:20	6:14	6:15	3:34	4:13	5:54	6:07	3:24		
33	Richard Sykes	B13	4:18	Stopped - SS2								
35	Nick Dobson	B11	4:29	6:24	6:19	3:51	4:17	5:59	6:22	3:34		
36	Chris Powell	1400S	4:29	6:19	6:15	3:33	4:18	6:02	6:10	3:28		
37	Steve Hopewell	B11	4:28	6:22	6:28	3:38	4:28	6:09	6:30	3:40		
38	Dave Brick	1400S	4:31	6:26	6:23	3:38	4:24	6:09	7:01	3:57		
39	Allan McDowall	B12	4:31	6:26	6:22	3:34	4:15	6:01	6:15	3:28		
40	Jeremy Easson	H1/H2	4:41	6:28	6:34	3:41	4:34	6:18	6:39	3:43		
41	Mark Bentley	H3	4:38	6:39	6:38	3:41	4:29	6:17	6:31	3:38		
42	Andrew Fox	B12	4:34	6:34	6:32	3:40	4:33	6:14	11:00	3:38		
43	Ernie Graham	H3	4:29	6:25	6:24	3:37	4:24	6:06	Retired at start of SS7			
44	Andy Davison	B11	4:20	6:19	6:19	3:28	4:24	6:03	6:15	3:29		
46	Barry Jordan	H3	4:44	6:39	6:37	3:43	4:26	6:13	6:29	3:42		
47	George Lepley	B10/R2	4:31	6:23	6:19	3:35	4:18	5:56	6:09	3:32		
48	Jack Leese	B10/R2	4:20	6:22	Went off - SS3							
49	Bob Vardy	B10/R2	4:29	6:20	6:38	3:34	4:22	6:04	6:25	3:35		
50	Richard Wells	B10/R2	4:39	6:28	<u>6:38</u>	3:41	4:29	6:12	7:14	3:48		
51	Colin Griffiths	B12	4:34	6:28	6:31	3:40	4:31	6:05	6:21	3:32		
52	Nigel Jenkins	1400S	4:53	6:57	<u>6:38</u>	3:53	4:37	6:26	6:45	3:47		
54	Dick Slaughter	H1/H2	4:47	6:43	<u>6:38</u>	<u>3:53</u>	4:41	6:32	6:59	3:49		
55	Robin Eyre-Maunsell	B13	4:50	6:47	<u>6:38</u>	<u>3:53</u>	4:41	6:24	6:50	3:44		
56	Tim Phelps	B12	4:33	6:30	<u>6:38</u>	<u>3:53</u>	4:19	6:16	6:38	3:39		
58	David Lloyd Roberts	H1/H2	4:40	6:30	<u>6:38</u>	<u>3:53</u>	4:30	6:20	6:31	3:44		
59	Tomas Delaney	NR4	4:34	6:36	<u>6:38</u>	<u>3:53</u>	4:32	6:25	Mechanical after SS6			
60	David Jones	B12	4:42	6:48	<u>6:38</u>	<u>3:53</u>	4:34	6:21	6:44	3:44		

Notional times are shown as 12:34.

Issued at 16:00 on 4 October 2018

8

Results by Tynemouth Computer Services

Plains Rally

Saturday 12th May 2018

Final Stage Times

No.	Driver	Class	SS 1	SS 2	SS 3	SS 4	SS 5	SS 6	SS 7	SS 8	Penalties	
			Dyfnant South 1		Gartheiniog West 1		Dyfnant South 2		Gartheiniog West 2			
			Dyfnant North 1		Gartheiniog East 1		Dyfnant North 2		Gartheiniog East 2			
61	Steve Ward	H3	4:40	6:30	<u>6:38</u>	<u>3:53</u>	4:33	6:04	6:27	3:31		
62	Ceiriog Hughes	H3	4:30	6:26	<u>6:38</u>	<u>3:53</u>	4:20	6:10	6:26	3:34		
63	Keith Jones	B11	4:34	6:29	<u>6:38</u>	<u>3:53</u>	4:27	6:12	6:34	3:42		
64	Tom Coughtrie	H4	Fuel issues 300m into SS1									
65	Zak Hughes	N3	4:41	8:16	Retired after SS2							
66	James Giddings	N3	4:36	6:40	<u>6:38</u>	<u>3:53</u>	4:28	6:24	7:03	3:52		
67	Kalvin Green	N3	4:49	6:48	<u>6:38</u>	<u>3:53</u>	4:34	6:20	6:42	3:43		
69	Robert Smith	B10/R2	4:38	6:29	<u>6:38</u>	<u>3:53</u>	4:33	6:18	6:43	3:50		
70	Steve Southall	B12	4:38	6:39	<u>6:38</u>	<u>3:53</u>	4:31	6:19	6:36	3:43		
71	Peter Smith	H3	4:48	6:49	<u>6:38</u>	<u>3:53</u>	4:39	6:23	6:46	3:41		
72	Steve Black	1400S	4:50	7:00	<u>6:38</u>	<u>3:53</u>	4:43	6:39	6:48	3:49		
73	Andy Graham	B13	4:55	6:45	<u>6:38</u>	<u>3:53</u>	4:39	6:37	6:43	3:52		
74	Grahame Standen	B10/R2	8:00	7:12	<u>6:38</u>	<u>3:53</u>	4:46	6:32	Retired after SS6			
75	Jon Ross	NR4	4:23	6:12	<u>6:38</u>	<u>3:53</u>	4:26	6:09	6:22	3:38		
76	Alex Howard	B13	4:39	6:31	<u>6:38</u>	<u>3:53</u>	4:31	6:14	6:26	3:45		
77	Alun Jones	B13	4:55	7:08	<u>6:38</u>	<u>3:53</u>	4:45	6:51	6:45	3:58		
78	Craig Cameron	B13	4:29	6:16	<u>6:38</u>	<u>3:53</u>	4:22	6:01	6:14	3:28		
79	Alun Horn	B13	4:42	6:31	<u>6:38</u>	<u>3:53</u>	4:31	6:21	Stopped - SS7			
80	Martin Walters	B10/R2	4:55	7:00	<u>6:38</u>	<u>3:53</u>	4:53	6:43	7:25	4:01		
81	Damian Pratts	B12	4:45	6:41	<u>6:38</u>	<u>3:53</u>	4:37	6:20	6:39	3:43		
82	Tommi Meadows	B10/R2	4:31	6:25	<u>6:38</u>	<u>3:53</u>	4:25	6:03	6:25	3:40		
83	James Watkins	H1/H2	4:47	6:43	<u>6:38</u>	<u>3:53</u>	4:36	6:28	6:35	3:46		
84	Graham Waite	B10/R2	4:54	6:48	<u>6:38</u>	<u>3:53</u>	4:43	6:34	7:01	4:15		
85	Scott Partridge	B13	4:48	6:54	<u>6:38</u>	<u>3:53</u>	4:51	6:40	6:57	3:58		
86	David Auden	B13	4:37	6:34	<u>6:38</u>	<u>3:53</u>	4:29	6:17	6:31	3:43		
87	Will Graham	B10/R2	4:43	6:45	<u>6:38</u>	<u>3:53</u>	4:34	6:18	6:39	3:43		
88	Jonathan Whalley	B11	5:01	7:08	<u>6:38</u>	<u>3:53</u>	4:48	6:44	7:06	4:03		
89	Kieran Darrington	1400S	4:45	6:51	<u>6:38</u>	<u>3:53</u>	4:41	6:31	6:59	3:56		
90	Jeremy Wells	H3	4:51	6:53	<u>6:38</u>	<u>3:53</u>	4:48	6:41	7:01	3:55		
91	Mat Tordoff	N3	4:49	6:41	<u>6:38</u>	<u>3:53</u>	4:42	6:29	6:50	3:51		
92	Rhydian Price	N3	4:49	6:43	<u>6:38</u>	<u>3:53</u>	4:38	6:19	6:28	3:50		
93	Martin Gerard Laverty	N3	4:42	6:47	<u>6:38</u>	<u>3:53</u>	4:38	6:31	6:47	3:55		
95	Rob Bradley	B11	4:46	6:38	<u>6:38</u>	<u>3:53</u>	4:44	6:37	7:00	3:58		
96	Perry Gardener	1400C	5:09	8:29	<u>6:38</u>	<u>3:53</u>	4:34	6:28	6:40	3:48		
97	Phil Jones	B11	4:50	6:48	<u>6:38</u>	<u>3:53</u>	4:44	6:38	6:59	3:53		
98	Alwyn Passant	B11	5:13	7:14	<u>6:38</u>	<u>3:53</u>	4:58	6:47	7:10	4:04		
99	Stuart Spyer	1400S	4:56	6:57	<u>6:38</u>	<u>3:53</u>	4:41	6:32	7:04	3:53		
100	Scott Sloan	1400S	4:42	11:00	26:00	22:00	4:33	11:00	6:45	4:49		
101	Federico Polese	B12	5:17	7:15	<u>6:38</u>	<u>3:53</u>	5:05	7:08	7:41	4:21		
102	Christian South	B12	4:49	6:58	<u>6:38</u>	<u>3:53</u>	4:50	6:47	7:16	4:03		
103	Roger Nevitt	B10/R2	5:05	7:10	<u>6:38</u>	<u>3:53</u>	4:51	6:55	7:15	4:10		
104	Ewan Tindall	N3	4:48	6:45	<u>6:38</u>	<u>3:53</u>	4:41	6:26	6:42	3:46		
105	Kevin Metcalfe	B12	4:51	6:42	<u>6:38</u>	<u>3:53</u>	4:31	6:16	6:46	3:42		
106	Richard Cole	1400S	4:51	6:46	<u>6:38</u>	<u>3:53</u>	4:39	6:31	6:47	3:53		
107	Steve Deeley	B10/R2	5:06	6:55	<u>6:38</u>	<u>3:53</u>	4:54	6:40	7:01	4:01		
108	James Gratton-Smith	B11	4:55	6:59	<u>6:38</u>	<u>3:53</u>	4:37	6:31	6:51	3:49		
109	Guy Butler	RF2.0	5:07	7:19	<u>6:38</u>	<u>3:53</u>	4:58	6:56	7:17	4:03		
110	Sam Johnson	RF1.4	5:00	Did not finish SS2								
111	Chris Bush	1400S	4:51	6:55	<u>6:38</u>	<u>3:53</u>	4:48	11:00	OTL			
112	Ron Hall	NR4	4:56	7:02	<u>6:38</u>	<u>3:53</u>	4:55	6:56	7:06	4:06		
113	Keith Gapper	B13	4:54	6:58	<u>6:38</u>	<u>3:53</u>	4:55	6:51	7:17	4:05		
114	Saleh Hijazi	B11	5:15	7:17	<u>6:38</u>	<u>3:53</u>	5:49	8:33	7:15	4:38		
115	Neil Fewlass	N3	5:04	7:02	<u>6:38</u>	<u>3:53</u>	4:54	6:44	7:12	4:07		
116	Ken Davies	H1/H2	5:04	7:09	<u>6:38</u>	<u>3:53</u>	4:58	6:54	7:13	4:07		

Times for competitor who have missed stages are shown as **12:34** . Notional times are shown as 12:34 .

Plains Rally

Saturday 12th May 2018

Final Stage Times

No.	Driver	Class	SS 1	SS 2	SS 3	SS 4	SS 5	SS 6	SS 7	SS 8	Penalties
			Dyfnant South 1		Gartheiniog West 1		Dyfnant South 2		Gartheiniog West 2		
			Dyfnant North 1	Gartheiniog East 1	Dyfnant North 2	Gartheiniog East 2					
117	Richard Phillipson	H1/H2	5:30	7:40	Gearbox after SS2						
118	James Weaver	1400C	5:07	7:12	<u>6:38</u>	<u>3:53</u>	4:57	6:48	7:17	4:08	
119	Ian Perkins	B13	5:29	7:38	<u>6:38</u>	<u>3:53</u>	5:20	7:24	7:36	4:19	
120	Richard Ingleby	RF2.0	4:59	7:14	<u>6:38</u>	<u>3:53</u>	4:53	6:52	7:14	4:06	
121	Nikola Brown	B11	5:33	7:49	<u>6:38</u>	<u>3:53</u>	5:19	7:32	7:52	4:31	
122	Matthew Baddeley	RF2.0	5:08	7:14	<u>6:38</u>	<u>3:53</u>	5:38	7:19	8:23	4:41	
123	Tony Cawthorne	B10/R2	5:19	7:24	<u>6:38</u>	<u>3:53</u>	5:23	7:22	7:47	4:29	
124	Ian Linfoyd	B13	5:22	7:41	<u>6:38</u>	<u>3:53</u>	5:18	7:59	7:51	4:26	
125	Thomas Magnay	1400C	6:38	9:07	<u>6:38</u>	<u>3:53</u>	6:16	8:39	9:07	5:09	

Notional times are shown as 12:34.

Issued at 16:00 on 4 October 2018

Plains Rally

Saturday 12th May 2018

Final Class Results

Pos	No.	Driver/Co-driver	Class	Group Pos.	Vehicle	Total Stages	Total Penalty	Total Time	Diff. Leader
Class N3									
1	92	Rhydian Price/Steven Brown	N3	23	Ford Fiesta ST	0:43:18		0:43:18	
2	67	Kalvin Green/Osian Owen	N3	26	Ford Fiesta ST	0:43:27		0:43:27	0:09
3	66	James Giddings/Sion Cunniff	N3	27	Ford Fiesta ST	0:43:34		0:43:34	0:16
4	104	Ewan Tindall/Paul Hudson	N3	28	Ford Fiesta ST	0:43:39		0:43:39	0:21
5	93	Martin Gerard Laverty/Phil Kenny	N3	29	Ford Fiesta ST	0:43:51		0:43:51	0:33
6	91	Mat Tordoff/Tim Tordoff	N3	30	Ford Fiesta	0:43:53		0:43:53	0:35
7	115	Neil Fewlass/Stephen Varey	N3	39	Ford Fiesta ST	0:45:34		0:45:34	2:16
Class NR4									
1	7	Russ Thompson/Andy Murphy	NR4	6	Mitsubishi Evo 9	0:37:53		0:37:53	
2	9	Pat Naylor/Ian Lawrence	NR4	7	Mitsubishi Evo 9	0:38:25		0:38:25	0:32
3	16	Scott Faulkner/Gareth Parry	NR4	10	Mitsubishi Lancer Evo IX	0:38:46		0:38:46	0:53
4	14	Wug Utting/Bob Stokoe	NR4	11	Subaru Impreza N12b	0:39:22		0:39:22	1:29
5	75	Jon Ross/Martin Auskerin	NR4	19	Subaru Impreza	0:41:41		0:41:41	3:48
6	112	Ron Hall/Phil Spilsted	NR4	27	Subaru Impreza	0:45:32		0:45:32	7:39
Class B10/R2									
1	47	George Lepley/Tom Woodburn	B10/R2	6	Ford Fiesta R2	0:40:43		0:40:43	
2	49	Bob Vardy/Keaton Williams	B10/R2	10	Ford Fiesta R2	0:41:27		0:41:27	0:44
3	82	Tommi Meadows/Emma Morrison	B10/R2	13	Ford Fiesta R2	0:42:00		0:42:00	1:17
4	29	Ben Friend/Cliffy Simmons	B10/R2	16	Ford Fiesta R2	0:42:41		0:42:41	1:58
5	69	Robert Smith/Frankie Hillman	B10/R2	19	Ford Escort	0:43:02		0:43:02	2:19
6	50	Richard Wells/Calvin Houldsworth	B10/R2	20	Ford Fiesta	0:43:09		0:43:09	2:26
7	87	Will Graham/Steven Davey	B10/R2	21	Ford Fiesta R2	0:43:13		0:43:13	2:30
8	84	Graham Waite/Gill Cotton	B10/R2	34	Toyota Corolla	0:44:46		0:44:46	4:03
9	107	Steve Deeley/Alan Proudman	B10/R2	35	Peugeot 205 1.6 GTi	0:45:08		0:45:08	4:25
10	80	Martin Walters/Marie Fletcher	B10/R2	38	Honda Civic	0:45:28		0:45:28	4:45
11	103	Roger Nevitt/Mike Smith	B10/R2	40	Ford Fiesta	0:45:57		0:45:57	5:14
12	123	Tony Cawthorne/Joseph Mallinson	B10/R2	44	Peugeot 205GTi	0:48:15		0:48:15	7:32
Class B11									
1	31	Max Utting/Mike Ainsworth	B11	2	Ford Fiesta ST Max	0:40:01		0:40:01	
2	28	Rob Dennis/Simon John Rogers	B11	4	Ford Escort Mk2	0:40:33		0:40:33	0:32
3	44	Andy Davison/Tom Murphy	B11	5	Talbot Sunbeam VXR	0:40:37		0:40:37	0:36
4	35	Nick Dobson/Steve Pugh	B11	8	Ford Escort Mk2	0:41:15		0:41:15	1:14
5	21	David Young/James Young	B11	9	Ford Escort RS	0:41:26		0:41:26	1:25
6	37	Steve Hopewell/Clive Jones	B11	12	Ford Escort	0:41:43		0:41:43	1:42
7	63	Keith Jones/Daniel Jones	B11	15	Subaru Impreza	0:42:29		0:42:29	2:28
8	18	John Rowlands/Glenn Latham	B11	17	Ford Escort Mk2	0:42:52		0:42:52	2:51
9	108	James Gratton-Smith/Arwel Jenkins	B11	31	Ford Escort	0:44:13		0:44:13	4:12
10	95	Rob Bradley/Kevin Booth	B11	32	Ford Escort Mk2	0:44:14		0:44:14	4:13
11	97	Phil Jones/Robbie Pugh	B11	33	Ford Escort Mk2	0:44:23		0:44:23	4:22
12	88	Jonathan Whalley/Peter Dennis	B11	37	Ford Escort Mk2	0:45:21		0:45:21	5:20
13	98	Alwyn (Menace) Passant/Denny Harris	B11	41	Ford Escort	0:45:57		0:45:57	5:56
14	121	Nikola Brown/Mike Brown	B11	45	BMW Compact	0:49:07		0:49:07	9:06
15	114	Saleh Hijazi/Stephen Landen	B11	46	MG ZR	0:49:18		0:49:18	9:17
Class B12									
1	15	Ieuan Rowlands/Emyr Hall	B12	1	Ford Escort	0:38:20		0:38:20	
2	26	Owen McMackin/Barry Ferris	B12	3	Ford Escort Mk2	0:40:09		0:40:09	1:49
3	39	Allan McDowall/Gavin Heseltine	B12	7	Ford Escort MkII	0:40:52		0:40:52	2:32
4	51	Colin Griffiths/Mike Wilding	B12	11	BMW Compact	0:41:42		0:41:42	3:22
5	56	Tim Phelps/Elwyn Manuel	B12	14	Ford Escort Mk2	0:42:26		0:42:26	4:06
6	70	Steve Southall/Richard Bestwick	B12	18	Ford Escort	0:42:57		0:42:57	4:37

Plains Rally

Saturday 12th May 2018

Final Class Results

Pos	No.	Driver/Co-driver	Class	Group Pos.	Vehicle	Total Stages	Total Penalty	Total Time	Diff. Leader
Class B12 (Continued)									
7	81	Damian Pratts/Jonny Tad Evans	B12	22	Ford Escort	0:43:16		0:43:16	4:56
8	105	Kevin Metcalfe/Lewis Griffiths	B12	24	BMW E30	0:43:19		0:43:19	4:59
9	60	David Jones/Glyn Price	B12	25	BMW E30	0:43:24		0:43:24	5:04
10	102	Christian South/Abi Haycock	B12	36	Citroën DS3 R3T	0:45:14		0:45:14	6:54
11	42	Andrew Fox/Jaime-Lee Fox	B12	42	BMW 325	0:46:45		0:46:45	8:25
12	101	Federico Polese/Lucia Scognamiglio	B12	43	Porsche 911	0:47:18		0:47:18	8:58
Class B13									
1	13	Keith Parry/Eryl Evans	B13	8	Subaru Impreza	0:38:42		0:38:42	
2	8	Richard Hill/Steffan Evans	B13	12	Subaru Impreza	0:39:22		0:39:22	0:40
3	19	Paul Walker/Geraint Thomas	B13	13	Subaru Impreza	0:39:24		0:39:24	0:42
4	20	Matthew Hirst/Declan Dear	B13	14	Mitsubishi Evo IX	0:39:36		0:39:36	0:54
5	22	Bob Morgan/Adie Williams	B13	15	Škoda Fabia vRS	0:40:13		0:40:13	1:31
6	30	Peter Baylis/Anthony Blyth	B13	16	Mitsubishi Evo 9	0:40:27		0:40:27	1:45
7	78	Craig Cameron/Sam Allen	B13	18	Subaru Impreza	0:41:21		0:41:21	2:39
8	76	Alex Howard/George Fleming	B13	20	Land Rover Freelander	0:42:37		0:42:37	3:55
9	86	David Auden/Chris Row	B13	21	Mitsubishi Evo6	0:42:42		0:42:42	4:00
10	55	Robin Eyre-Maunsell/Peter Scott	B13	22	Subaru Impreza	0:43:47		0:43:47	5:05
11	73	Andy Graham/Ryan Graham	B13	23	Subaru Impreza	0:44:02		0:44:02	5:20
12	85	Scott Partridge/Beverley Mace	B13	24	Subaru WRX STi	0:44:39		0:44:39	5:57
13	77	Alun Jones/Megan McCarron	B13	25	Mitsubishi Evo 4	0:44:53		0:44:53	6:11
14	113	Keith Gapper/Jordan Wilkinson	B13	26	Subaru Impreza	0:45:31		0:45:31	6:49
15	119	Ian Perkins/Geoff Holmes	B13	28	Subaru Impreza	0:48:17		0:48:17	9:35
16	124	Ian Linford/Demelza Scholes	B13	29	Land Rover Freelander	0:49:08		0:49:08	10:26
Class B14									
1	1	Matt Edwards/Darren Garrod	B14	1	Ford Fiesta	0:35:36		0:35:36	
2	2	Luke Francis/John H Roberts	B14	2	Ford Fiesta WRC	0:35:56		0:35:56	0:20
3	3	Paul Bird/Jack Morton	B14	3	Ford Focus 07 WRC	0:36:24		0:36:24	0:48
4	4	Stephen Petch/Michael Wilkinson	B14	4	Ford Fiesta WRC	0:36:32		0:36:32	0:56
5	5	Sacha Kakad/James Aldridge	B14	5	Ford Fiesta	0:36:55		0:36:55	1:19
6	10	Stephen Simpson/Mark Glennerster	B14	9	Ford Fiesta S2000	0:38:44		0:38:44	3:08
7	23	Brian Bell/Paul Spooner	B14	17	Ford Focus 07 WRC	0:41:09		0:41:09	5:33
Class 1400C									
1	96	Perry Gardener/Andrew Sankey	1400C	8	Vauxhall Nova	0:45:39		0:45:39	
2	118	James Weaver/Teresa Butler	1400C	9	MG ZR	0:46:00		0:46:00	0:21
3	125	Thomas Magnay/Sam Colman	1400C	10	Citroën Saxo	0:55:27		0:55:27	9:48
Class 1400S									
1	36	Chris Powell/Jim Lewis	1400S	1	Talbot Sunbeam	0:40:34		0:40:34	
2	38	Dave Brick/Toby Brick	1400S	2	Vauxhall Corsa	0:42:29		0:42:29	1:55
3	52	Nigel Jenkins/Karen Jenkins	1400S	3	Vauxhall Nova	0:43:56		0:43:56	3:22
4	106	Richard Cole/Matthew Nicholas	1400S	4	Ford Mk2 Escort	0:43:58		0:43:58	3:24
5	89	Kieran Darrington/Daniel Nieroda	1400S	5	Vauxhall Corsa	0:44:14		0:44:14	3:40
6	72	Steve Black/Paul Williams	1400S	6	Suzuki Swift	0:44:20		0:44:20	3:46
7	99	Stuart Spyer/Peter Williams	1400S	7	Vauxhall Corsa	0:44:34		0:44:34	4:00
8	100	Scott Sloan/David Sloan	1400S	11	Vauxhall Corsa	1:30:49		1:30:49	50:15
Class RF2.0									
1	120	Richard Ingleby/Alex Booth	RF2.0	1	MG ZR	0:45:49		0:45:49	
2	109	Guy Butler/Doug Chivers	RF2.0	2	Toyota Corolla	0:46:11		0:46:11	0:22
3	122	Matthew Baddeley/Yan Griffiths	RF2.0	3	Toyota Corolla	0:48:54		0:48:54	3:05

Plains Rally

Saturday 12th May 2018

Final Class Results

Pos	No.	Driver/Co-driver	Class	Group Pos.	Vehicle	Total Stages	Total Penalty	Total Time	Diff. Leader
Class H1/H2									
1	40	Jeremy Easson/Mike Reynolds	H1/H2	7	Datsun 240Z	0:42:38		0:42:38	
2	58	David Lloyd Roberts/Dei Jones	H1/H2	8	Ford Escort Mk2	0:42:46		0:42:46	0:08
3	83	James Watkins/Dan Sayce	H1/H2	9	Ford Escort	0:43:26		0:43:26	0:48
4	54	Dick Slaughter/Tim Sayer	H1/H2	11	Ford Escort Mk1 RS2000	0:44:02		0:44:02	1:24
5	116	Ken Davies/Alan Jones	H1/H2	13	Volvo Amazon	0:45:56		0:45:56	3:18
Class H3									
1	12	Nick Elliott/Dave Price	H3	1	Ford Escort	0:38:43		0:38:43	
2	17	Rudi Lancaster/Guy Weaver	H3	2	Ford Escort RS1800	0:40:04		0:40:04	1:21
3	62	Ceiriog Hughes/Harold Jones	H3	3	Ford Escort Mk2	0:41:57		0:41:57	3:14
4	61	Steve Ward/Mike Crawford	H3	4	Ford Escort	0:42:16		0:42:16	3:33
5	41	Mark Bentley/Ed Bentley	H3	5	Ford Escort	0:42:31		0:42:31	3:48
6	46	Barry Jordan/Paul Wakely	H3	6	Fiat 131	0:42:33		0:42:33	3:50
7	71	Peter Smith/Patrick Walsh	H3	10	Fiat 131	0:43:37		0:43:37	4:54
8	90	Jeremy Wells/Martin Saunders	H3	12	Ford Escort Mk1	0:44:40		0:44:40	5:57

Plains Rally

Saturday 12th May 2018

Final Retirements

Listed by Competition Number

15 Retirements

No.	Driver/Co-driver	Class	Vehicle	Location	Reason
6	Ian Joel/Graeme Wood	B13	Ford Escort Cosworth	Stage 3	Slid off - SS3
11	Tom Naughton/Will Rogers	NR4	Mitsubishi Evo 9	Stage 5	Accident - SS5
24	Alun Roberts/Rhodri Evans	B10/R2	Ford Ka	Stage 3	Retired after SS2
25	Tom Williams/Phil Hall	B10/R2	Ford Fiesta	TC4	Retired after service
33	Richard Sykes/Simon Taylor	B13	Mitsubishi Evo 9	Stage 2	Stopped - SS2
43	Ernie Graham/Robin Kellard	H3	Ford Escort RS	Stage 7	Retired at start of SS7
48	Jack Leese/Michael Gilbey	B10/R2	Peugeot 208 R2	Stage 3	Went off - SS3
59	Tomas Delaney/Brynmor Pierce	NR4	Mitsubishi Evo 6	TC6	Mechanical after SS6
64	Tom Coughtrie/Baz Green	H4	Mitsubishi Galant VR4	Stage 1	Fuel issues 300m into SS1
65	Zak Hughes/Tom Wood	N3	Ford Fiesta ST	Stage 3	Retired after SS2
74	Grahame Standen/Jane Edgington	B10/R2	Vauxhall Chevette	TC6	Retired after SS6
79	Alun Horn/Ian Beamond	B13	Subaru Impreza	Stage 7	Stopped - SS7
110	Sam Johnson/Liam Johnson	RF1.4	Seat Arosa	Stage 2	Did not finish SS2
111	Chris Bush/Robert Smith	1400S	Vauxhall Corsa	Stage 6	OTL
117	Richard Phillipson/Stefan Arndt	H1/H2	Opel Kadett C Coupe	Stage 3	Gearbox after SS2

Plains Rally

Saturday 12th May 2018

Final Ten Best Times on Each Stage

SS 1 Dyfnant South 1 Fastest 62.14mph Length 3.97 mile			SS 2 Dyfnant North 1 Fastest 57.80mph Length 5.33 mile			SS 3 Gartheiniog West 1 Fastest 62.41mph Length 5.53 mile			SS 4 Gartheiniog East 1 Fastest 65.26mph Length 3.39 mile			SS 5 Dyfnant South 2 Fastest 63.24mph Length 3.97 mile		
No.	Driver	Time	No.	Driver	Time	No.	Driver	Time	No.	Driver	Time	No.	Driver	Time
2	Francis	3:50	1	Edwards	5:32	1	Edwards	5:19	1	Edwards	3:07	1	Edwards	3:46
4	Petch	3:58	3	Bird	5:37	2=	Francis	5:30	2	Francis	3:08	3=	Bird	3:50
3	Bird	3:59	4	Petch	5:38	3=	Bird	5:30	4=	Petch	3:14	4=	Petch	3:50
11	Naughton	4:08	2	Francis	5:40	5	Kakad	5:37	5=	Kakad	3:14	2	Francis	3:51
5=	Kakad	4:09	5	Kakad	5:45	7	Thompson	5:48	7=	Thompson	3:19	5	Kakad	3:56
7=	Thompson	4:09	7	Thompson	5:50	4	Petch	5:50	9=	Naylor	3:19	7	Thompson	4:04
13=	Parry	4:09	15	Rowlands	5:51	11=	Naughton	5:52	11	Naughton	3:20	10=	Simpson	4:05
6=	Joel	4:12	6=	Joel	5:53	12=	Elliott	5:52	13	Parry	3:21	19=	Walker	4:05
15=	Rowlands	4:12	11=	Naughton	5:53	15=	Rowlands	5:52	3=	Bird	3:22	16	Faulkner	4:06
9=	Naylor	4:14	9=	Naylor	5:57	9	Naylor	5:54	12=	Elliott	3:22	8=	Hill	4:08
SS 6 Dyfnant North 2 Fastest 61.50mph Length 5.33 mile			SS 7 Gartheiniog West 2 Fastest 62.41mph Length 5.53 mile			SS 8 Gartheiniog East 2 Fastest 66.69mph Length 3.39 mile								
No.	Driver	Time	No.	Driver	Time	No.	Driver	Time						
1	Edwards	5:12	1	Edwards	5:19	1	Edwards	3:03						
2	Francis	5:20	3	Bird	5:28	2	Francis	3:07						
4	Petch	5:23	2	Francis	5:30	4	Petch	3:08						
3=	Bird	5:27	4	Petch	5:31	3	Bird	3:11						
5=	Kakad	5:27	5	Kakad	5:35	5	Kakad	3:12						
7	Thompson	5:37	7	Thompson	5:47	13	Parry	3:16						
9	Naylor	5:38	13	Parry	5:50	7=	Thompson	3:19						
10=	Simpson	5:40	10	Simpson	5:51	9=	Naylor	3:19						
13=	Parry	5:40	15	Rowlands	5:52	15=	Rowlands	3:19						
16	Faulkner	5:42	12	Elliott	5:55	10=	Simpson	3:21						

Plains Rally

Saturday 12th May 2018

Final Ten Leading Positions after Each Stage

SS 1 Dyfnant South 1 Gravel Length 3.97 mile			SS 2 Dyfnant North 1 Gravel Length 5.33 mile			SS 3 Gartheiniog West 1 Gravel Length 5.53 mile			SS 4 Gartheiniog East 1 Gravel Length 3.39 mile			SS 5 Dyfnant South 2 Gravel Length 3.97 mile		
No.	Driver	Total	No.	Driver	Total	No.	Driver	Total	No.	Driver	Total	No.	Driver	Total
2	Francis	0:03:50	2	Francis	0:09:30	2	Francis	0:15:00	2	Francis	0:18:08	2	Francis	0:21:59
4	Petch	0:03:58	4	Petch	0:09:36	3	Bird	0:15:06	1	Edwards	0:18:16	1	Edwards	0:22:02
3	Bird	0:03:59	3	Bird	0:09:36	1	Edwards	0:15:09	3	Bird	0:18:28	3	Bird	0:22:18
11	Naughton	0:04:08	1	Edwards	0:09:50	4	Petch	0:15:26	4	Petch	0:18:40	4	Petch	0:22:30
5=	Kakad	0:04:09	5	Kakad	0:09:54	5	Kakad	0:15:31	5	Kakad	0:18:45	5	Kakad	0:22:41
7=	Thompson	0:04:09	7	Thompson	0:09:59	7	Thompson	0:15:47	7	Thompson	0:19:06	7	Thompson	0:23:10
13=	Parry	0:04:09	11	Naughton	0:10:01	11	Naughton	0:15:53	11	Naughton	0:19:13	15	Rowlands	0:23:26
6=	Joel	0:04:12	15	Rowlands	0:10:03	15	Rowlands	0:15:55	15	Rowlands	0:19:18	9	Naylor	0:23:32
15=	Rowlands	0:04:12	6	Joel	0:10:05	9	Naylor	0:16:05	9	Naylor	0:19:24	12	Elliott	0:23:36
9=	Naylor	0:04:14	13	Parry	0:10:06	12	Elliott	0:16:06	12	Elliott	0:19:28	16	Faulkner	0:23:46
SS 6 Dyfnant North 2 Gravel Length 5.33 mile			SS 7 Gartheiniog West 2 Gravel Length 5.53 mile			SS 8 Gartheiniog East 2 Gravel Length 3.39 mile								
No.	Driver	Total	No.	Driver	Total	No.	Driver	Total						
1	Edwards	0:27:14	1	Edwards	0:32:33	1	Edwards	0:35:36						
2	Francis	0:27:19	2	Francis	0:32:49	2	Francis	0:35:56						
3	Bird	0:27:45	3	Bird	0:33:13	3	Bird	0:36:24						
4	Petch	0:27:53	4	Petch	0:33:24	4	Petch	0:36:32						
5	Kakad	0:28:08	5	Kakad	0:33:43	5	Kakad	0:36:55						
7	Thompson	0:28:47	7	Thompson	0:34:34	7	Thompson	0:37:53						
15	Rowlands	0:29:09	15	Rowlands	0:35:01	15	Rowlands	0:38:20						
9	Naylor	0:29:10	9	Naylor	0:35:06	9	Naylor	0:38:25						
12	Elliott	0:29:26	12	Elliott	0:35:21	13	Parry	0:38:42						
16	Faulkner	0:29:28	10	Simpson	0:35:23	12	Elliott	0:38:43						

Plains Rally

Saturday 12th May 2018
Final Stage Positions

Total number of fastest times, second fastest times etc.

No.	Driver	1	2	3	4	5	6	7	8	9	10	11	12	13	14	15
1	Matt Edwards	7	-	-	-	-	-	-	-	-	-	-	-	1	-	-
2	Luke Francis	1	4	1	2	-	-	-	-	-	-	-	-	-	-	-
3	Paul Bird	-	4	1	2	-	-	-	-	1	-	-	-	-	-	-
4	Stephen Petch	-	2	4	1	-	1	-	-	-	-	-	-	-	-	-
5	Sacha Kakad	-	-	1	2	5	-	-	-	-	-	-	-	-	-	-
11	Tom Naughton	-	-	-	1	-	-	2	1	-	-	-	-	-	-	-
7	Russ Thompson	-	-	-	-	3	4	1	-	-	-	-	-	-	-	-
13	Keith Parry	-	-	-	-	1	1	1	2	-	1	-	-	-	-	-
9	Pat Naylor	-	-	-	-	1	-	2	-	-	3	1	-	-	-	-
15	Ieuan Rowlands	-	-	-	-	-	-	3	1	1	-	2	-	-	-	-
10	Stephen Simpson	-	-	-	-	-	-	1	2	-	1	-	2	-	1	1
12	Nick Elliott	-	-	-	-	-	-	1	-	1	2	-	1	1	-	1
19	Paul Walker	-	-	-	-	-	-	1	-	-	1	1	-	1	1	-
6	Ian Joel	-	-	-	-	-	-	-	2	-	-	-	-	-	-	-
16	Scott Faulkner	-	-	-	-	-	-	-	-	1	2	2	1	2	-	-
8	Richard Hill	-	-	-	-	-	-	-	-	-	1	-	-	2	2	1
20	Matthew Hirst	-	-	-	-	-	-	-	-	-	-	-	-	2	1	-
14	Wug Utting	-	-	-	-	-	-	-	-	-	-	-	-	1	3	-
33	Richard Sykes	-	-	-	-	-	-	-	-	-	-	-	-	1	-	-
18	John Rowlands	-	-	-	-	-	-	-	-	-	-	-	-	-	1	1
44	Andy Davison	-	-	-	-	-	-	-	-	-	-	-	-	-	-	1

Note: where more than one competitor has the same stage time, they are all credited with the same stage position.

Plains Rally

Saturday 12th May 2018

Final Time Chart



Competitors in order of time taken on each stage

Underline denotes competitors who have been credited with a notional time.

Posn	Stage							
	1	2	3	4	5	6	7	8
1	2	1	1	1	1	1	1	1
2	4	3	2=	2	3=	2	3	2
3	3	4	3=	4=	4=	4	2	4
4	11	2	5	5=	2	3=	4	3
5	5=	5	7	7=	5	5=	5	5
6	7=	7	4	9=	7	7	7	13
7	13=	15	11=	11	10=	9	13	7=
8	6=	6=	12=	13	19=	10=	10	9=
9	15=	11=	15=	3=	16	13=	15	15=
10	9=	9=	9	12=	8=	16	12	10=
11	12=	13=	16	15=	<u>9=</u>	15=	9	16=
12	10	12	10	16=	<u>12=</u>	19=	16	19=
13	1=	16	20	8	<u>13=</u>	8	19=	12
14	14=	8=	14=	19	<u>14=</u>	14	20=	8=
15	16=	10=	18=	10=	<u>15=</u>	12	8	20=
16	33=	14=	8	18=	22=	17=	14	31
17	20=	18=	22	44=	31=	18=	22	14=
18	31=	26=	19	14=	30	31=	31	26=
19	44=	20	17	17=	17=	26=	47	17=
20	48=	17	26=	20=	39=	28=	36	36=
21	26	75	30=	26	20	30=	17=	39=
22	28	19=	31=	28=	18=	20=	26=	78=
23	17=	22=	36=	30=	23=	47=	30	44
24	75=	31=	28	36=	35=	23	78	28
25	22	28	21	31=	36=	22=	39=	22=
26	18	78	35=	39=	47=	35=	44=	23=
27	19	30=	44=	49=	56	39=	23	30=
28	8=	36=	47=	22=	26=	78=	21	61=
29	30=	44=	13=	47=	62=	36	28	21=
30	37	49	25=	43	28=	44=	51	47=
31	24=	23=	39	37=	49=	82=	35=	51=
32	35=	37=	38	38=	78=	49=	75=	35=
33	36=	48=	43	23	21	61=	29=	62=
34	43=	47	23=	25=	38=	51	49=	49
35	49=	25=	37=	42=	43=	43	82=	41=
36	78=	35=	51	51=	44=	21	62=	42=
37	25=	43=	42	40=	82	37=	76=	75=
38	62=	82=	40	41=	46=	38=	61	29=
39	38=	38=	46	50=	75=	75=	92	56=
40	39=	39=	41=	21=	63	62	46	37=
41	47=	62=	49=	46=	37=	50=	37	82=
42	82=	21	50=	29	66=	63=	41=	71
43	56	40=	<u>52=</u>	35	41=	46	58=	46=
44	42=	50=	<u>54=</u>	52=	50=	29=	86=	63=
45	51=	51=	55=	54=	86=	42=	63	105=
46	59=	63=	<u>56=</u>	<u>55=</u>	29=	76=	83	40=
47	63=	69=	<u>58=</u>	<u>56=</u>	58=	56=	70	67=
48	21=	56=	<u>59=</u>	<u>58=</u>	51=	105=	56	70=
49	66=	58=	<u>60=</u>	<u>59=</u>	70=	41=	40=	81=
50	23=	61=	<u>61=</u>	<u>60=</u>	76=	86=	81=	86=
51	86=	76=	<u>62=</u>	<u>61=</u>	79=	40=	87=	87=
52	41=	79=	<u>63=</u>	<u>62=</u>	105=	69=	96	55=
53	69=	42=	<u>66=</u>	<u>63=</u>	59	87=	67=	58=
54	70=	86=	<u>67=</u>	<u>66=</u>	42=	70=	104=	60=
55	50=	59	<u>69=</u>	<u>67=</u>	61=	92=	69=	76
56	76=	95	<u>70=</u>	<u>69=</u>	69=	58=	73=	83=
57	58=	41=	<u>71=</u>	<u>70=</u>	100=	67=	60	104=
58	61=	46=	<u>72=</u>	<u>71=</u>	40=	81=	52=	52
59	40=	70=	<u>73=</u>	<u>72=</u>	60=	60=	77=	50=
60	65=	66	<u>74=</u>	<u>73=</u>	67=	79=	100=	96=
61	29=	81=	<u>75=</u>	<u>74=</u>	87=	71	71=	54=
62	60=	91=	<u>76=</u>	<u>75=</u>	96=	55=	105=	72=

Posn	Stage							
	1	2	3	4	5	6	7	8
63	79=	105	<u>77=</u>	<u>76=</u>	83	66=	93=	108=
64	93=	54=	<u>78=</u>	<u>77=</u>	52=	59	106=	69=
65	100=	83=	<u>79=</u>	<u>78=</u>	81=	52=	72	92=
66	87	92=	<u>80=</u>	<u>79=</u>	108=	104=	55=	91
67	46	29=	<u>81=</u>	<u>80=</u>	92=	83=	91=	66=
68	81=	73=	<u>82=</u>	<u>81=</u>	93=	96=	108	73=
69	89=	87=	<u>83=</u>	<u>82=</u>	71=	91	85	97=
70	95	104=	<u>84=</u>	<u>83=</u>	73=	89=	18	99=
71	54=	106	<u>85=</u>	<u>84=</u>	106=	93=	54=	106=
72	83=	55=	<u>86=</u>	<u>85=</u>	54=	106=	89=	90=
73	71=	93=	<u>87=</u>	<u>86=</u>	55=	108=	97=	93=
74	85=	60=	<u>88=</u>	<u>87=</u>	89=	54=	95	89
75	104=	67=	<u>89=</u>	<u>88=</u>	99=	74=	38=	38
76	67=	84=	<u>90=</u>	<u>89=</u>	104=	99=	84=	77=
77	91=	97=	<u>91=</u>	<u>90=</u>	91	84	90=	85=
78	92=	71	<u>92=</u>	<u>91=</u>	72=	73=	107=	95=
79	102=	89	<u>93=</u>	<u>92=</u>	84=	95=	66	80=
80	55=	90	<u>95=</u>	<u>93=</u>	95=	97	99	107=
81	72=	85	<u>96=</u>	<u>95=</u>	97=	72	88=	88=
82	97=	107=	<u>97=</u>	<u>96=</u>	77	85=	112=	102=
83	90=	111=	<u>98=</u>	<u>97=</u>	74	107=	98	109=
84	105=	52=	<u>99=</u>	<u>98=</u>	88=	90	115	98
85	106=	99=	<u>101=</u>	<u>99=</u>	90=	80	116	113
86	111=	102=	<u>102=</u>	<u>101=</u>	111=	88=	50=	112=
87	52	113=	<u>103=</u>	<u>102=</u>	102	115=	120=	120=
88	84=	108	<u>104=</u>	<u>103=</u>	85=	98=	103=	115=
89	113=	72=	<u>105=</u>	<u>104=</u>	103=	102=	114=	116=
90	73=	80=	<u>106=</u>	<u>105=</u>	80=	118	102	118
91	77=	112=	<u>107=</u>	<u>106=</u>	120=	77=	109=	103
92	80=	115=	<u>108=</u>	<u>107=</u>	107=	113=	113=	84
93	108=	77=	<u>109=</u>	<u>108=</u>	115=	120	118=	119
94	99=	88=	<u>111=</u>	<u>109=</u>	112=	116	80	101
95	112=	116	<u>112=</u>	<u>111=</u>	113=	103	119	124
96	120	103	<u>113=</u>	<u>112=</u>	118	109=	101	123
97	110	74=	<u>114=</u>	<u>113=</u>	98=	112=	123	121
98	88	118=	<u>115=</u>	<u>114=</u>	109=	101	124	114
99	115=	24=	<u>116=</u>	<u>115=</u>	116=	122	121	122
100	116=	98=	<u>118=</u>	<u>116=</u>	101	123	122	100
101	103	120=	<u>119=</u>	<u>118=</u>	124	119	125	125
102	107	122=	<u>120=</u>	<u>119=</u>	121	121	42	18
103	109=	101	<u>121=</u>	<u>120=</u>	119	124		
104	118=	114	<u>122=</u>	<u>121=</u>	123	114		
105	122	109	<u>123=</u>	<u>122=</u>	122	125		
106	96	123	<u>124=</u>	<u>123=</u>	114	100=		
107	98	119	<u>125=</u>	<u>124=</u>	125	111=		
108	114	117	29	<u>125=</u>				
109	101	124	100	100				
110	123	121						
111	124	65						
112	119	96						
113	117	125						
114	121	100						
115	125							
116	74							

Plains Rally

Saturday 12th May 2018

Final Stage Chart

Cumulative positions after each stage (including all additional penalties)

Posn	Stage							
	1	2	3	4	5	6	7	8
1	2	2	2	2	2	1	1	1
2	4	4	3	1	1	2	2	2
3	3	3	1	3	3	3	3	3
4	11	1	4	4	4	4	4	4
5	5=	5	5	5	5	5	5	5
6	7=	7	7	7	7	7	7	7
7	13=	11	11	11	15	15	15	15
8	6=	15	15	15	9	9	9	9
9	15=	6	9	9	12	12	12	13
10	9=	13	12	12	16	16	10	12
11	12=	9	16	16	10	10	16	10
12	10	12	10	10	13	13	13	16
13	1=	10	13	13	14	14	14	14
14	14=	16	14	14	8	8	8	8
15	16=	14	20	8	20	19	19	19
16	33=	20	8	20	19	20	20	20
17	20=	26	18	18	18	18	17	31
18	31=	8	26	17	17	17	31	17
19	44=	17	17	26	31	31	22	26
20	48=	18	31	19	26	26	26	22
21	26	31	22	31	22	22	30	30
22	28	75	19	22	28	28	28	28
23	17=	28	28	44	30	30	36	36
24	75=	22	44	28	44	44	44	44
25	22	44	30	30	36	36	47	47
26	18	19	36	36	47	47	18	39
27	19	48	35	47	39	39	39	23
28	8=	78	75	39	43	35	23	35
29	30=	30	47	43	35	23	35	78
30	37	36	25	25	38	43	49	21
31	24=	49	37	37	49	49	78	49
32	35=	37	43	38	23	38	21	75
33	36=	35	39	49	37	37	75	51
34	43=	43	38	35	21	21	37	37
35	49=	25	21	21	75	78	51	62
36	78=	47	78	75	78	75	82	82
37	25=	62	49	23	51	51	62	61
38	62=	82	23	51	62	82	38	56
39	38=	38=	51	78	82	62	61	38
40	39=	39=	62	42	56	42	56	63
41	47=	23	82	40	42	50	63	41
42	82=	51	42	50	50	56	46	46
43	56	56	56	62	40	63	76	76
44	42=	63	63	82	63	40	41	40
45	51=	21	40	56	41	61	40	29
46	59=	69	69	63	46	41	86	86
47	63=	50	50	41	86	46	58	58
48	21=	42	59	69	69	76	29	18
49	66=	40	76	59	58	86	69	70
50	23=	59	58=	76	76	69	70	69
51	86=	76	61=	58=	59	58	50	50
52	41=	58=	86	61=	61	79	92	87
53	69=	61=	79	86	66	29	87	81
54	70=	86	66	46	79	59	81	92
55	50=	79	41=	79	70	70	105	105
56	76=	66	70=	66	29	66	60	60
57	58=	41=	46	70	87	87	83	83
58	61=	70=	95	29	81	105	66	67
59	40=	46	81	95	60	81	67	66
60	65=	95	29	81	105	60	104	71
61	29=	81	87	87	83	92	93	104

Posn	Stage							
	1	2	3	4	5	6	7	8
62	60=	29	93	93	93	67	71	55
63	79=	87	60	60	95	83	91	93
64	93=	93	54=	54=	92	93	55	91
65	100=	60	83=	83=	54	71	106	52
66	87	54=	91	91	67	104	52	106
67	46	83=	92	92	91	91	73	54
68	81=	91	104	104	104	55	54	73
69	89=	92	105	105	71	54	95	108
70	95	104	89	89	106	95	89	89
71	54=	105	71	71	89	106	108	95
72	83=	89	67	67	55	89	97	72
73	71=	71	55	55	73	52	72	97
74	85=	67	106	106	97	73	84	99
75	104=	55	97	97	84	84	85	85
76	67=	106	73	73	52	97	99	90
77	91=	97	85	85	108	108	90	84
78	92=	73	84	84	90	99	77	77
79	102=	85	90	90	85	72	107	107
80	55=	84	111	111	72	85	102	102
81	72=	24	102	102	111	90	88	88
82	97=	90	72	72	99	102	113	80
83	90=	111	52	52	102	80	112	113
84	105=	102	113	113	113	107	80	112
85	106=	72	99	99	80	113	115	115
86	111=	52	108	108	77	77	120	96
87	52	113	80	80	112	88	103	120
88	84=	99	112	112	107	115	116	116
89	113=	108	107	107	88	112	96	103
90	73=	80	77	77	115	120	118	98
91	77=	112	115	115	120	103	98	118
92	80=	107	88	88	103	118	109	109
93	108=	77	120	120	116	116	101	42
94	99=	115	116	116	118	98	42	101
95	112=	88	103	103	109	109	123	123
96	120	120	118	118	98	96	119	119
97	110	116	122	122	101	101	122	122
98	88	103	109	109	122	122	121	121
99	115=	118	98	98	123	123	114	124
100	116=	122	114	114	96	119	124	114
101	103	109	101	101	114	121	125	125
102	107	98	123	123	124	124	100	100
103	109=	114	124	124	119	74		
104	118=	101	119	119	121	114		
105	122	123	121	121	74	125		
106	96	65	96	96	125	100		
107	98	124	74	74	100			
108	114	119	125	125				
109	101	117	100	100				
110	123	121						
111	124	96						
112	119	74						
113	117	100						
114	121	125						
115	125							
116	74							