

# U A C Autotest

22 April 2017

Comp No	Competitor	TOTAL	Class Position	Run 1	Run 2	Run 3	SUB	Run 4	Run 5	Run 6	SUB	Run 7	Run 8	Run 9	SUB	Run 10	Run 11	Run 12	TOTAL
A1	PAUL MOONEY	672.7	1	59.6	49.7	60.9	170.2	50.8	46.4	64.1	331.5	50.2	47.6	68.3	497.6	49.8	67.3	58.0	672.7
A2	PETER GRIMES	682.7	2	57.3	50.8	64.5	172.6	52.9	49.6	65.7	340.8	62.7	50.4	66.5	520.4	52.3	48.6	61.4	682.7
A3	STEVEN FERGUSON	683.8	3	58.3	51.4	64.0	173.7	52.7	48.8	84.1	359.3	53.3	49.5	63.4	525.5	51.6	47.3	59.4	683.8
A5	JAMES WILSON	702.5	4	65.5	54.7	65.3	185.5	53.1	50.9	65.7	355.2	53.3	51.7	67.4	527.6	53.5	50.9	70.5	702.5
A4	CHRIS GRIMES	709.1	5	59.0	51.3	65.1	175.4	53.5	50.6	84.1	363.6	54.9	53.7	68.0	540.2	53.5	50.9	64.5	709.1
A10	PAUL PHELAN	768.8	6	65.8	60.7	73.5	200.0	59.7	56.9	70.6	387.2	57.6	56.2	75.9	576.9	59.8	57.9	74.2	768.8
B2	ASHLEY LAMONT	655.1	1	52.2	51.9	62.4	166.5	51.5	48.8	60.6	327.4	54.7	49.5	64.0	495.6	51.2	48.9	59.4	655.1
B1	PAUL BLAIR	685.3	2	51.7	54.1	63.6	169.4	52.4	49.7	60.9	332.4	62.3	57.1	64.7	516.5	57.4	50.7	60.7	685.3
B3	TOM DEVANEY	731.9	3	56.3	56.4	76.0	188.7	57.5	55.0	65.4	366.6	60.8	56.0	74.6	558.0	55.4	53.6	64.9	731.9
C1	ROBIN LYONS	679.4	1	59.2	52.5	63.8	175.5	52.3	49.6	62.7	340.1	53.2	53.7	67.4	514.4	53.3	50.4	61.3	679.4
C2	NORMAN FERGUSON	721.8	2	59.8	54.2	66.8	180.8	55.6	53.6	67.4	357.4	58.7	56.1	70.0	542.2	56.3	54.5	68.8	721.8
C5	JONNI MCDAID	752.2	3	66.1	52.9	67.6	186.6	63.2	53.4	71.1	374.3	56.0	73.7	66.7	570.7	63.5	52.9	65.1	752.2
D2	MARK KING	683.4	1	55.3	49.0	70.5	174.8	55.7	49.4	64.9	344.8	55.5	52.0	64.7	517.0	53.6	49.6	63.2	683.4
D3	JAMIE MCMILLAN	714.6	2	54.7	49.9	74.5	179.1	54.2	49.1	73.8	356.2	55.8	52.6	67.5	532.1	59.4	50.9	72.2	714.6
D4	ANDREW BLAIR	763.4	3	58.6	65.5	69.6	193.7	74.2	54.1	68.6	390.6	67.6	54.4	69.3	581.9	61.0	52.9	67.6	763.4

- 1 Penalty
- 2 Penalties
- 3 Penalties
- Fail



U A C Autotest

22 April 2017

Comp No	Competitor	TOTAL	Overall Position	Run 1	Run 2	Run 3	SUB	Run 4	Run 5	Run 6	SUB	Run 7	Run 8	Run 9	SUB	Run 10	Run 11	Run 12	TOTAL
B2	ASHLEY LAMONT	655.1	1	52.2	51.9	62.4	166.5	51.5	48.8	60.6	327.4	54.7	49.5	64.0	495.6	51.2	48.9	59.4	655.1
A1	PAUL MOONEY	672.7	2	<b>59.6</b>	49.7	60.9	170.2	50.8	46.4	64.1	331.5	50.2	47.6	68.3	497.6	49.8	<b>67.3</b>	58.0	672.7
C1	ROBIN LYONS	679.4	3	59.2	52.5	63.8	175.5	52.3	49.6	62.7	340.1	53.2	53.7	67.4	514.4	53.3	50.4	61.3	679.4
A2	PETER GRIMES	682.7	4	57.3	50.8	64.5	172.6	52.9	49.6	65.7	340.8	<b>62.7</b>	50.4	66.5	520.4	52.3	48.6	61.4	682.7
D2	MARK KING	683.4	5	55.3	49.0	70.5	174.8	55.7	49.4	64.9	344.8	55.5	52.0	64.7	517.0	53.6	49.6	63.2	683.4
A3	STEVEN FERGUSON	683.8	6	58.3	51.4	64.0	173.7	52.7	48.8	<b>84.1</b>	359.3	53.3	49.5	63.4	525.5	51.6	47.3	59.4	683.8
B1	PAUL BLAIR	685.3	7	51.7	54.1	63.6	169.4	52.4	49.7	60.9	332.4	<b>62.3</b>	57.1	64.7	516.5	57.4	50.7	60.7	685.3
A5	JAMES WILSON	702.5	8	<b>65.5</b>	54.7	65.3	185.5	53.1	50.9	65.7	355.2	53.3	51.7	67.4	527.6	53.5	50.9	<b>70.5</b>	702.5
A4	CHRIS GRIMES	709.1	9	59.0	51.3	65.1	175.4	53.5	50.6	<b>84.1</b>	363.6	54.9	53.7	68.0	540.2	53.5	50.9	64.5	709.1
D3	JAMIE MCMILLAN	714.6	10	54.7	49.9	<b>74.5</b>	179.1	54.2	49.1	<b>73.8</b>	356.2	55.8	52.6	67.5	532.1	<b>59.4</b>	50.9	<b>72.2</b>	714.6
C2	NORMAN FERGUSON	721.8	11	59.8	54.2	66.8	180.8	55.6	53.6	67.4	357.4	58.7	56.1	70.0	542.2	56.3	54.5	68.8	721.8
B3	TOM DEVANEY	731.9	12	56.3	56.4	<b>76.0</b>	188.7	57.5	55.0	65.4	366.6	60.8	56.0	74.6	558.0	55.4	53.6	64.9	731.9
C5	JONNI MCDAID	752.2	13	66.1	52.9	67.6	186.6	<b>63.2</b>	53.4	<b>71.1</b>	374.3	56.0	<b>73.7</b>	66.7	570.7	<b>63.5</b>	52.9	65.1	752.2
D4	ANDREW BLAIR	763.4	14	58.6	<b>65.5</b>	69.6	193.7	<b>74.2</b>	54.1	68.6	390.6	<b>67.6</b>	54.4	69.3	581.9	61.0	52.9	67.6	763.4
A10	PAUL PHELAN	768.8	15	65.8	60.7	73.5	200.0	59.7	56.9	70.6	387.2	57.6	56.2	75.9	576.9	59.8	57.9	74.2	768.8





- 1 Penalty
- 2 Penalties
- 3 Penalties
- Fail



# U A C Autotest

22 April 2017

Class	Competitor	No	TOTAL	Class Position	Run 1	Run 2	Run 3	SUB	Run 4	Run 5	Run 6	SUB	Run 7	Run 8	Run 9	TOTAL
1	JAMES MANSFIELD E	5	314.9	1	26.8	31.3	47.7	105.8	29.1	32.6	39.8	207.3	32.0	33.9	41.7	314.9
1	BRENDAN MOONEY	3	330.4	1	29.2	33.3	50.1	112.6	36.3	33.1	41.6	223.6	31.6	32.7	42.5	330.4
1	GARY CAMPBELL	2	357.7	2	40.8	33.5	49.2	123.5	29.1	34.4	61.6	248.6	29.6	33.1	46.4	357.7
1	JACK GILLIS	1	388.2	3	37.1	34.1	51.0	122.2	49.1	33.2	48.1	252.6	33.8	39.3	62.5	388.2
3	RICHARD EARNEY E	3	319.3	1	26.6	33.5	48.2	108.3	25.9	33.4	40.6	208.2	36.2	33.9	41.0	319.3
3	DAMIAN MOONEY	1	336.8	2	36.6	32.4	51.7	120.7	25.1	34.8	47.2	227.8	26.6	32.3	50.1	336.8
3	ANDREW EARNEY E	2	349.6	3	36.3	34.6	48.6	119.5	27.7	32.9	43.8	223.9	38.2	35.3	52.2	349.6
3	JIMMY DOUGAN	5	389.7	1	33.2	37.4	78.8	149.4	30.7	37.9	53.4	271.4	31.6	36.4	50.3	389.7
3	IAN MCCANN	7	417.6	2	36.8	41.7	58.8	137.3	50.5	40.0	59.1	286.9	30.8	41.3	58.6	417.6
4	NOEL COCHRANE E	1	D N F		38.8			38.8				38.8				D N F
4	COLIN HAZELTON	4	390.4	1	29.5	43.3	56.3	129.1	31.6	43.7	54.0	258.4	36.7	42.0	53.3	390.4
4	DEREK HARRISON	7	459.2	2	35.8	52.3	62.2	150.3	44.6	42.7	61.8	299.4	56.7	41.9	61.2	459.2
4	HARRY BARR	10	471.4	3	49.5	49.0	62.4	160.9	43.2	43.8	58.3	306.2	56.7	47.6	60.9	471.4

 1 Penalty  
 2 Penalties  
 3 Penalties  
 Fail / Max

