

# Rally Isle of Man Rallee Classicagh

17-19 September 2015

Final Award Winners




Pos	No.	Driver/Co-Driver	Class	Vehicle	Total	Diff. Leader	Overall Pos
<b>First Class RC1 - The Conister Trust trophy, a souvenir award to the driver and co-driver</b>							
1	50	Dessie NUTT/Geraldine McBRIDE	RC1	Porsche 911	2:57:49.4		18
<b>Second Class RC1 - An award to the driver and co-driver</b>							
2	56	Rikki PROFFITT/James WHITAKER	RC1	Porsche 911	3:00:00.3	2:10.9	19
<b>Third Class RC1 - An award to the driver and co-driver</b>							
3	98	Robert Andrew GIBBONS/Dale GIBBONS	RC1	Ford Cortina GT	3:03:20.3	5:30.9	20
<b>First Class RC2 - The J.D.T. Martin award, a souvenir award to the driver and co-driver</b>							
1	40	John PERROTT/Keaton WILLIAMS	RC2	Ford Escort Mk1	2:40:19.4		6
<b>Second Class RC2 - An award to the driver and co-driver</b>							
2	16	Ernie GRAHAM/Will GRAHAM	RC2	Ford Escort RS1600	2:42:31.0	2:11.6	8
<b>Third Class RC2 - An award to the driver and co-driver</b>							
3	67	Peter LYTHELL/Gill COTTON	RC2	Porsche 911	2:56:13.8	15:54.4	16
<b>First Class RC3 - The Shell Lubricants trophy, a souvenir award to the driver and co-driver</b>							
1	2	Ryan BARRETT/Paul McCANN	RC3	Ford Escort	2:31:17.0		2
<b>Second Class RC3 - An award to the driver and co-driver</b>							
2	10	Gareth LLOYD/Ryland JAMES	RC3	Ford Escort RS1800	2:38:55.9	7:38.9	5
<b>Third Class RC3 - An award to the driver and co-driver</b>							
3	5	Richard HILL/Iwan JONES	RC3	Ford Escort RS1800	2:41:45.6	10:28.6	7
<b>First Class RC4 - The Duckhams Ltd Trophy, a souvenir award to the driver and co-driver</b>							
1	88	Tony ROBINSON/Ross FORDE	RC4	Porsche 911	3:03:52.2		21
<b>First Class RC5 - A trophy, a souvenir award to the driver and co-driver</b>							
1	66	Andrew FOX/Jaime-lee FOX	RC5	BMW E30	2:49:42.0		12
<b>First Class RC6 - The Manx Coronet Trophy, a souvenir award to the driver and co-driver</b>							
1	3	Rob SMITH/Alun COOK	RC6	Ford Escort RS1800	2:29:52.2		1
<b>Second Class RC6 - An award to the driver and co-driver</b>							
2	8	Will ONIONS/Dave WILLIAMS	RC6	Ford Escort RS	2:32:15.3	2:23.1	3
<b>Third Class RC6 - An award to the driver and co-driver</b>							
3	1	Jason Tauber PRITCHARD/Phil CLARKE	RC6	Ford Escort RS1800	2:32:16.1	2:23.9	4
<b>First Class RC7 - A trophy, a souvenir award to the driver and co-driver</b>							
1	77	Peter HORSBURGH/Graham CARTER	RC7	Morris Mini Cooper S	3:13:04.2		25
<b>Second Class RC7 - An award to the driver and co-driver</b>							
2	106	Andrew O'HANLON/Brian HODGSON	RC7	Austin Mini Cooper S	3:21:36.3	8:32.1	27
<b>Third Class RC7 - An award to the driver and co-driver</b>							
3	107	Yoshinao TSUCHIYA/Ritsuro OKANO	RC7	BMC Morris Mini Cooper Mk1	3:33:09.1	20:04.9	31
<b>Award - Star of the Rally</b>							
1	86	Kevin William HASELDEN/Cat LUND	RC7	Mini Cooper Mk1			
<b>Award - Spirit of the Rally</b>							
Brian Wilson (Stage Commander)							

Issued at 18:00 on 19 September 2015

1

Results by Tynemouth Computer Services



# Rally Isle of Man Rallee Classicagh

17-19 September 2015

## Final Results



Pos	No.	Driver/Co-driver	Class	Class Posn.	Vehicle	Total Stages	Total Penalty	Total Time	Diff. Leader
1	3	Rob SMITH/Alun COOK	RC6	1	Ford Escort RS1800	2:29:52.2		2:29:52.2	
2	2	Ryan BARRETT/Paul McCANN	RC3	1	Ford Escort	2:31:17.0		2:31:17.0	1:24.8
3	8	Will ONIONS/Dave WILLIAMS	RC6	2	Ford Escort RS	2:32:15.3		2:32:15.3	2:23.1
4	1	Jason Tauber PRITCHARD/Phil CLARKE	RC6	3	Ford Escort RS1800	2:32:16.1		2:32:16.1	2:23.9
5	10	Gareth LLOYD/Ryland JAMES	RC3	2	Ford Escort RS1800	2:38:55.9		2:38:55.9	9:03.7
6	40	John PERROTT/Keaton WILLIAMS	RC2	1	Ford Escort Mk1	2:40:19.4		2:40:19.4	10:27.2
7	5	Richard HILL/Iwan JONES	RC3	3	Ford Escort RS1800	2:41:45.6		2:41:45.6	11:53.4
8	16	Ernie GRAHAM/Will GRAHAM	RC2	2	Ford Escort RS1600	2:41:21.0	1:10.0	2:42:31.0	12:38.8
9	20	Declan JACKSON/J Barry McCARNEY	RC3	4	Ford Escort Mk2	2:45:55.9		2:45:55.9	16:03.7
10	28	Tim FREEMAN/Paul WILLIAMS	RC3	5	Ford Escort RS1800	2:48:15.9		2:48:15.9	18:23.7
11	60	Duncan WILLIAMS/George WILLIAMS	RC3	6	Ford Escort Mk2	2:49:38.6		2:49:38.6	19:46.4
12	66	Andrew FOX/Jaime-lee FOX	RC5	1	BMW E30	2:49:42.0		2:49:42.0	19:49.8
13	9	Graham ELSMORE/Patrick WALSH	RC6	4	Triumph TR7 V8	2:52:21.2		2:52:21.2	22:29.0
14	36	Phil SQUIRES/Mick SQUIRES	RC3	7	Ford Escort	2:53:17.1		2:53:17.1	23:24.9
15	79	Chris SKILL/Graham WILD	RC3	8	Ford Escort 1600 Sport	2:53:52.1		2:53:52.1	23:59.9
16	67	Peter LYTHELL/Gill COTTON	RC2	3	Porsche 911	2:56:13.8		2:56:13.8	26:21.6
17	89	Phil JOBSON/Arwel JENKINS	RC2	4	Ford Escort Mk1	2:57:00.5		2:57:00.5	27:08.3
18	50	Dessie NUTT/Geraldine McBRIDE	RC1	1	Porsche 911	2:57:49.4		2:57:49.4	27:57.2
19	56	Rikki PROFFITT/James WHITAKER	RC1	2	Porsche 911	3:00:00.3		3:00:00.3	30:08.1
20	98	Robert Andrew GIBBONS/Dale GIBBONS	RC1	3	Ford Cortina GT	3:01:20.3	2:00.0	3:03:20.3	33:28.1
21	88	Tony ROBINSON/Ross FORDE	RC4	1	Porsche 911	3:03:52.2		3:03:52.2	34:00.0
22	70	Terry CREE/Richard SHORES	RC2	5	BMW 2002TI	3:05:29.0		3:05:29.0	35:36.8
23	100	Malcolm RICH/Jonathan HAWKINS	RC1	4	Ford Anglia	3:05:38.8		3:05:38.8	35:46.6
24	57	Michael PEDLEY/David PEDLEY	RC3	9	Triumph TR7 V8	3:05:59.9	2:00.0	3:07:59.9	38:07.7
25	77	Peter HORSBURGH/Graham CARTER	RC7	1	Morris Mini Cooper S	3:13:04.2		3:13:04.2	43:12.0
26	76	Robin SHUTTLEWORTH/R ROUGHEAD	RC2	6	Ford Mk1 Escort Mexico	3:14:04.2		3:14:04.2	44:12.0
27	106	Andrew O'HANLON/Brian HODGSON	RC7	2	Austin Mini Cooper S	3:19:36.3	2:00.0	3:21:36.3	51:44.1
28	27	Ian JONES/Iestyn WILLIAMS	RC3	10	Ford Escort Mk2	3:24:17.4		3:24:17.4	54:25.2
29	112	Phillip HARRIS/Jez ROGERS	RC1	5	Morris Mini Cooper	3:29:33.7		3:29:33.7	59:41.5
30	78	David WATKINS/Tom JORDAN	RC2	7	Ford Escort Twin Cam	3:29:55.0	2:00.0	3:31:55.0	62:02.8
31	107	Yoshinao TSUCHIYA/Ritsuro OKANO	RC7	3	BMC Morris Mini Cooper M	3:32:09.1	1:00.0	3:33:09.1	63:16.9
32	59	Barry JORDAN/James GRATTON-SMITH	RC2	8	Hillman Avenger	3:32:51.6	1:00.0	3:33:51.6	63:59.4
33	110	Nick PINKETT/Hugh MYERS	RC1	6	SAAB 96	3:38:22.4		3:38:22.4	68:30.2
34	39	Martin FREESTONE/Misha FREESTONE	RC2	9	Ford Escort Mk1	3:42:11.6		3:42:11.6	72:19.4

Issued at 18:00 on 19 September 2015

2

Results by Tynemouth Computer Services



# Rally Isle of Man Rallee Classicagh

17-19 September 2015

## Final Results by Competition Number



No.	Pos	Entrant/Sponsor Driver/Co-driver	Class	Class Posn.	Vehicle	Total Stages	Total Penalty	Total Time	Diff. Leader
1	4	<b>North Road Garage Builth Wells, FCS Laser Mail</b> Jason Tauber PRITCHARD/Phil CLARKE	RC6	3	Ford Escort RS1800	2:32:16.1		2:32:16.1	2:23.9
2	2	<b>McCanney Construction IOM</b> Ryan BARRETT/Paul McCANN	RC3	1	Ford Escort	2:31:17.0		2:31:17.0	1:24.8
3	1	<b>RSR Historic Engineering</b> Rob SMITH/Alun COOK	RC6	1	Ford Escort RS1800	2:29:52.2		2:29:52.2	
4		<b>Wales Motorsport Fabrication</b> Meirion EVANS/Steffan EVANS	RC6		Ford Escort RS1800	Stopped SA3			
5	7	<b>R H Motors, S J &amp; S Williams, DIJ Electrical Cont.</b> Richard HILL/Iwan JONES	RC3	3	Ford Escort RS1800	2:41:45.6		2:41:45.6	11:53.4
7		<b>Kumho Tires</b> Guy WOODCOCK/Graham DANCE	RC3		Ford Escort	Axle divorced from shell	SS22		
8	3	Will ONIONS/Dave WILLIAMS	RC6	2	Ford Escort RS	2:32:15.3		2:32:15.3	2:23.1
9	13	<b>HJ WEIR Engineering</b> Graham ELSMORE/Patrick WALSH	RC6	4	Triumph TR7 V8	2:52:21.2		2:52:21.2	22:29.0
10	5	<b>West Wales Rally Spares</b> Gareth LLOYD/Ryland JAMES	RC3	2	Ford Escort RS1800	2:38:55.9		2:38:55.9	9:03.7
16	8	Ernie GRAHAM/Will GRAHAM	RC2	2	Ford Escort RS1600	2:41:21.0	1:10.0	2:42:31.0	12:38.8
18		Adrian SEABRIDGE/Daniel SEABRIDGE	RC3		Ford Escort RS1800	Accident SS18			
19		Will ROWLANDS/Llion WILLIAMS	RC3		Ford Escort	Engine cried enough	SS16		
20	9	<b>Crowe Morgan Chartered Accountants</b> Declan JACKSON/J Barry McCARNEY	RC3	4	Ford Escort Mk2	2:45:55.9		2:45:55.9	16:03.7
26		<b>Woolacombe Bay Holiday parks</b> Rudi LANCASTER/George GWYNN	RC3		Ford Escort	Accident SS7			
27	28	Ian JONES/Iestyn WILLIAMS	RC3	10	Ford Escort Mk2	3:24:17.4		3:24:17.4	54:25.2
28	10	<b>T L FREEMAN BUILDING CONTRACTORS</b> Tim FREEMAN/Paul WILLIAMS	RC3	5	Ford Escort RS1800	2:48:15.9		2:48:15.9	18:23.7
29		<b>IM1 Car Centre</b> Scott BRADSHAW/Steve PARKER	RC5		Ford Sierra Cosworth	Engine after	SS12		
30		John KIRKPATRICK/Martyn Arthur QUINE	RC3		Sunbeam Lotus	Gearbox	SA2		
36	14	<b>Rally And Competition Equipment</b> Phil SQUIRES/Mick SQUIRES	RC3	7	Ford Escort	2:53:17.1		2:53:17.1	23:24.9
37		<b>Hehku</b> Shawn RAYNER/Declan DEAR	RC2		Ford Escort Mk1	Accident/Rolled	SS16		
39	34	<b>Kololi Beach Club</b> Martin FREESTONE/Misha FREESTONE	RC2	9	Ford Escort Mk1	3:42:11.6		3:42:11.6	72:19.4
40	6	John PERROTT/Keaton WILLIAMS	RC2	1	Ford Escort Mk1	2:40:19.4		2:40:19.4	10:27.2
46		David Derek BOYD/Stephen McAULEY	RC5		BMW M3	Mechanical after	SS15		
47		John MIDGLEY/Geoff MAYBANK	RC3		Toyota Corolla GT	Gearbox linkage	SS7		
48		<b>Corkills VW Wigan</b> Adrian KERMODE/Maurice BECKETT	RC7		Mini	Stopped	SS18		
49		Stuart ANDERSON/Jack ANDERSON	RC3		Vauxhall Chevette	Diff	SS20		
50	18	<b>NUTT TRAVEL AND DEMON TWEAKS</b> Dessie NUTT/Geraldine McBRIDE	RC1	1	Porsche 911	2:57:49.4		2:57:49.4	27:57.2
56	19	Rikki PROFFITT/James WHITAKER	RC1	2	Porsche 911	3:00:00.3		3:00:00.3	30:08.1
57	24	<b>MSM Aerospace Fabricators</b> Michael PEDLEY/David PEDLEY	RC3	9	Triumph TR7 V8	3:05:59.9	2:00.0	3:07:59.9	38:07.7
58		<b>Mychreests</b> David MYLCHREEST/Bruce CRAIG	RC1		MG MGB	Gearbox	SS15		
59	32	<b>Jordan surfacing/ geoff jones motorsport</b> Barry JORDAN/James GRATTON-SMITH	RC2	8	Hillman Avenger	3:32:51.6	1:00.0	3:33:51.6	63:59.4

Issued at 18:00 on 19 September 2015

3

Results by Tynemouth Computer Services



# Rally Isle of Man Rallee Classicagh

17-19 September 2015

## Final Results by Competition Number



No.	Pos	Entrant/Sponsor Driver/Co-driver	Class	Class Posn.	Vehicle	Total Stages	Total Penalty	Total Time	Diff. Leader
60	11	<b>www.peterposh.co.uk</b> Duncan WILLIAMS/George WILLIAMS	RC3	6	Ford Escort Mk2	2:49:38.6		2:49:38.6	19:46.4
66	12	<b>Fitzgerald plant services</b> Andrew FOX/Jaime-lee FOX	RC5	1	BMW E30	2:49:42.0		2:49:42.0	19:49.8
67	16	Peter LYTHELL/Gill COTTON	RC2	3	Porsche 911	2:56:13.8		2:56:13.8	26:21.6
68		<b>G J Price Transport, Sennybridge</b> David JONES/Glyn PRICE	RC5		BMW E30	Inappropriately parked on SS22			
69		Paul MANKIN/Desmond BELL	RC1		Ford Lotus Cortina	Clutch SS13			
70	22	<b>BWL CARAVANS</b> Terry CREE/Richard SHORES	RC2	5	BMW 2002TI	3:05:29.0		3:05:29.0	35:36.8
76	26	<b>ARCH BUILDING SUPPLIES</b> Robin SHUTTLEWORTH/R ROUGHEAD	RC2	6	Ford Mk1 Escort Mexico	3:14:04.2		3:14:04.2	44:12.0
77	25	<b>MiniSpares</b> Peter HORSBURGH/Graham CARTER	RC7	1	Morris Mini Cooper S	3:13:04.2		3:13:04.2	43:12.0
78	30	<b>Jordan Road Surfacing ltd</b> David WATKINS/Tom JORDAN	RC2	7	Ford Escort Twin Cam	3:29:55.0	2:00.0	3:31:55.0	62:02.8
79	15	<b>montescort</b> Chris SKILL/Graham WILD	RC3	8	Ford Escort 1600 Sport	2:53:52.1		2:53:52.1	23:59.9
80		<b>Mini Sport</b> Clive KING/Anton BIRD	RC7		Austin Cooper S	Clutch master cylinder SS14			
86		Kevin William HASELDEN/Cat LUND	RC7		Mini Cooper Mk1	Engine SS14			
87		<b>Regent Roofing Darlington.</b> Peter ELLERBY/Paul PRICE	RC7		Morris Mini Mk1	Rolled SS20			
88	21	Tony ROBINSON/Ross FORDE	RC4	1	Porsche 911	3:03:52.2		3:03:52.2	34:00.0
89	17	<b>Brampton Pharmacy</b> Phil JOBSON/Arwel JENKINS	RC2	4	Ford Escort Mk1	2:57:00.5		2:57:00.5	27:08.3
90		<b>Whitley of Pewsey / Tradec Supplies</b> Nick DANKS/Martin CORBETT	RC2		Ford Escort RS2000	OTL			
96		Ian KENVIN/Phil WILLIAMS	RC2		Ford Escort Mk1	Gearbox SA3			
97		Mark HOLMES/Craig SIMKISS	RC3		Ford Escort Mk1	Stopped SS18			
98	20	<b>PROSEAL CONSERVATORIES &amp; WINDOWS LTD</b> Robert Andrew GIBBONS/Dale GIBBONS	RC1	3	Ford Cortina GT	3:01:20.3	2:00.0	3:03:20.3	33:28.1
100	23	<b>Rich &amp; Sons Ltd / Big Penguin Designs</b> Malcolm RICH/Jonathan HAWKINS	RC1	4	Ford Anglia	3:05:38.8		3:05:38.8	35:46.6
106	27	<b>Snap-on tools</b> Andrew O'HANLON/Brian HODGSON	RC7	2	Austin Mini Cooper S	3:19:36.3	2:00.0	3:21:36.3	51:44.1
107	31	Yoshinao TSUCHIYA/Ritsuro OKANO	RC7	3	BMC Morris Mini Cooper M	3:32:09.1	1:00.0	3:33:09.1	63:16.9
108		Osamu SUMIDA/Asako SUMIDA	RC7		British Leyland Mini Cooper	Stopped SS19			
109		Shinobu KITANI/Hiroko KITANI	RC7		BMC Austin Mini Cooper 'S	Gearbox SS19			
110	33	<b>Saab Historic Rally Team</b> Nick PINKETT/Hugh MYERS	RC1	6	SAAB 96	3:38:22.4		3:38:22.4	68:30.2
111		<b>WDS Ltd, Saab Historic Rally Team</b> Stephen HIGGINS/Mark CASEY	RC1		SAAB 96 V4	Stopped SS22			
112	29	<b>Harris &amp; Co</b> Phillip HARRIS/Jez ROGERS	RC1	5	Morris Mini Cooper	3:29:33.7		3:29:33.7	59:41.5
117		Shane GAMBLE/Paul KENDRICK	RC7		Morris Mk1 Cooper S	Stopped before SS12			

Issued at 18:00 on 19 September 2015

4

Results by Tynemouth Computer Services





# Rally Isle of Man Rallee Classicagh

17-19 September 2015

## Final Stage Times




No.	Driver	Class	SS 1	SS 2	SS 3	SS 4	SS 5	SS 6	SS 7	SS 8	SS 9	SS 10	SS 11	SS 12
			Villa Marina	King Edward Bay 1	Rhenab 1	King Edward Bay 2	Baldhoon 1	Rhenab 2	Dollagh 1	Sand Quarry 1	Little London 1	Pond Road 1	Baldhoon 2	Castletown Moor
1	J PRITCHARD	RC6	1:16.6	3:18.9	8:55.1	4:52.0	3:04.7	0:00.0	10:38.6	12:04.5	7:08.9	9:38.7	4:43.5	1:52.0
2	Ryan BARRETT	RC3	1:16.6	3:11.2	8:52.4	5:09.8	3:03.0	0:00.0	10:27.6	12:00.0	7:20.3	9:53.0	4:41.4	1:50.2
3	Rob SMITH	RC6	1:14.4	3:08.8	8:39.1	4:46.6	3:03.7	0:00.0	10:31.4	11:48.5	7:16.2	9:36.9	4:36.6	1:51.0
4	Meirion EVANS	RC6	1:20.6	3:08.8	8:27.0	4:45.9	3:04.5	0:00.0	10:44.1	11:52.1	7:14.1	9:52.2	4:36.6	1:57.4
5	Richard HILL	RC3	1:14.1	3:05.0	8:31.1	4:49.0	3:00.0	0:00.0	20:00.0	13:26.3	7:11.7	9:50.5	4:46.8	1:52.5
7	Guy WOODCOCK	RC3	1:14.1	3:11.0	8:42.8	4:48.0	3:04.2	0:00.0	10:35.1	11:58.4	7:14.2	9:45.4	4:31.6	1:49.3
8	Will ONIONS	RC6	1:19.2	3:13.9	8:41.3	4:52.5	3:06.8	0:00.0	10:39.5	12:05.0	7:15.0	9:44.5	4:40.3	1:51.6
9	Graham ELSMORE	RC6	1:33.4	3:41.2	10:24.3	5:42.7	3:22.2	0:00.0	11:59.6	<u>13:19.5</u>	8:03.3	10:42.1	5:05.7	2:03.2
10	Gareth LLOYD	RC3	1:17.8	3:14.6	8:53.2	4:52.2	3:09.0	0:00.0	11:00.9	12:47.4	7:28.8	10:04.1	4:44.1	1:53.4
16	Ernie GRAHAM	RC2	1:25.8	3:20.8	9:38.7	5:19.0	3:04.4	0:00.0	11:02.8	<u>13:19.5</u>	7:29.8	10:17.6	4:59.6	1:57.8
18	Adrian SEABRIDGE	RC3	1:30.3	3:27.5	9:30.3	5:28.9	3:26.3	0:00.0	11:55.3	13:19.5	7:59.3	10:41.3	5:11.5	2:00.8
19	Will ROWLANDS	RC3	1:17.4	3:12.8	8:51.5	4:52.4	3:05.7	0:00.0	10:48.9	12:09.7	7:23.5	10:03.2	4:52.3	1:53.3
20	Declan JACKSON	RC3	1:20.6	3:18.8	10:24.7	5:53.3	3:19.8	0:00.0	11:28.7	<u>13:19.5</u>	7:47.2	10:29.2	5:02.8	1:57.0
26	Rudi LANCASTER	RC3	1:21.5	3:11.3	8:45.6	5:14.8	3:07.5	0:00.0	Accident SS7					
27	Ian JONES	RC3	1:23.3	3:22.4	9:04.8	5:17.3	6:00.0	0:00.0	<b>20:27.6</b>	<u>13:19.5</u>	<b>17:11.7</b>	<b>19:45.4</b>	<b>14:31.6</b>	2:01.3
28	Tim FREEMAN	RC3	1:23.3	3:29.5	9:31.2	5:48.1	3:23.8	0:00.0	11:48.0	<u>13:19.5</u>	7:58.2	10:40.5	5:06.6	2:01.7
29	Scott BRADSHAW	RC5	2:00.0	3:48.7	10:36.5	6:38.9	6:00.0	0:00.0	12:36.5	<u>13:19.5</u>	8:04.0	11:34.4	5:38.1	2:27.1
30	John KIRKPATRICK	RC3	1:53.1	3:25.6	9:33.5	5:26.7	3:26.0	0:00.0	11:46.3	<u>13:19.5</u>	Gearbox SA2			
36	Phil SQUIRES	RC3	1:24.7	3:45.0	10:24.1	5:55.5	3:24.4	0:00.0	12:05.8	<u>13:19.5</u>	8:16.8	11:01.3	5:14.7	2:03.3
37	Shawn RAYNER	RC2	1:23.5	3:20.5	9:08.4	5:07.0	3:14.4	0:00.0	11:20.3	13:31.6	7:40.2	10:34.9	5:01.4	1:56.0
39	Martin FREESTONE	RC2	1:26.8	3:42.8	10:13.0	5:50.0	3:29.6	0:00.0	12:16.7	<u>13:19.5</u>	8:17.7	11:10.1	5:22.6	<b>11:55.0</b>
40	John PERROTT	RC2	1:18.1	3:23.5	9:18.2	5:15.5	3:19.3	0:00.0	11:12.2	12:48.2	7:36.9	10:25.3	4:51.5	1:55.0
46	David Derek BOYD	RC5	1:37.6	4:10.6	11:34.2	5:58.2	3:38.7	0:00.0	12:43.3	<u>13:19.5</u>	8:29.0	11:30.0	6:24.3	2:07.9
47	John MIDGLEY	RC3	2:00.0	4:02.2	11:26.6	6:19.4	3:41.6	0:00.0	15:11.1	Gearbox linkage SS7				
48	Adrian KERMODE	RC7	2:00.0	3:41.0	10:21.3	5:39.0	3:32.7	0:00.0	12:44.8	<u>13:19.5</u>	8:20.1	11:32.0	5:25.3	2:08.9
49	Stuart ANDERSON	RC3	1:32.3	3:44.8	10:43.7	<b>14:48.0</b>	3:43.3	0:00.0	11:54.7	<u>13:19.5</u>	8:32.7	<b>19:45.4</b>	<b>14:31.6</b>	2:06.3
50	Dessie NUTT	RC1	2:00.0	3:39.6	10:11.8	5:44.1	3:27.3	0:00.0	12:05.9	<u>13:19.5</u>	8:26.5	11:10.0	5:26.3	2:11.5
56	Rikki PROFFITT	RC1	1:31.2	3:53.4	11:07.2	6:11.4	3:29.8	0:00.0	12:16.9	<u>13:19.5</u>	8:32.0	11:21.1	5:22.9	2:07.0
57	Michael PEDLEY	RC3	1:32.5	3:54.9	11:04.9	5:52.5	3:31.0	0:00.0	12:41.9	<u>13:19.5</u>	9:21.0	11:58.4	5:29.9	2:07.8
58	D MYLCHREEST	RC1	1:41.0	4:01.6	11:27.1	6:24.6	3:47.6	0:00.0	13:17.3	<u>13:19.5</u>	8:51.3	11:57.9	5:38.0	2:10.7
59	Barry JORDAN	RC2	1:33.3	3:41.0	10:13.5	6:55.8	3:33.8	0:00.0	<b>21:02.8</b>	<u>13:19.5</u>	<b>17:29.8</b>	<b>20:17.6</b>	<b>14:51.5</b>	2:09.2
60	Duncan WILLIAMS	RC3	1:25.1	3:35.8	9:43.5	5:32.3	3:24.6	0:00.0	11:43.7	<u>13:19.5</u>	8:02.5	10:55.1	5:09.6	2:04.2
66	Andrew FOX	RC5	1:26.0	3:43.5	10:12.7	5:59.1	3:15.6	0:00.0	11:39.2	<u>13:19.5</u>	7:44.7	10:40.0	5:13.0	2:04.7
67	Peter LYTHELL	RC2	1:42.2	3:52.3	10:44.2	5:44.3	3:26.8	0:00.0	12:05.3	<u>13:19.5</u>	8:15.0	11:04.1	5:15.8	2:09.7
68	David JONES	RC5	1:27.6	3:54.8	10:19.3	6:34.3	3:33.9	0:00.0	12:08.3	<u>13:19.5</u>	8:10.2	11:05.1	5:21.8	2:06.1
69	Paul MANKIN	RC1	2:00.0	4:27.4	<b>20:11.8</b>	<b>15:44.1</b>	3:50.1	0:00.0	13:54.2	<u>13:19.5</u>	9:03.5	12:20.5	5:57.4	2:25.2
70	Terry CREE	RC2	1:46.1	3:55.4	10:39.4	6:10.3	3:26.4	0:00.0	12:04.1	<u>13:19.5</u>	8:14.6	11:06.6	5:21.1	2:09.2
76	R SHUTTLEWORTH	RC2	1:37.6	4:35.9	11:16.4	6:34.0	3:34.7	0:00.0	12:26.4	<u>13:19.5</u>	8:51.6	11:36.2	5:43.3	2:20.9
77	Peter HORSBURGH	RC7	1:40.5	4:25.7	11:14.5	6:09.5	3:39.2	0:00.0	12:53.1	<u>13:19.5</u>	8:46.4	11:49.3	5:31.4	2:17.3
78	David WATKINS	RC2	1:46.2	4:12.5	11:09.8	6:11.8	3:30.3	0:00.0	12:14.9	<u>13:19.5</u>	<b>17:29.8</b>	<b>20:17.6</b>	<b>14:51.5</b>	2:17.0
79	Chris SKILL	RC3	1:30.2	4:02.9	10:28.3	5:53.8	3:23.4	0:00.0	11:57.2	<u>13:19.5</u>	8:06.3	10:56.7	5:14.3	2:03.9
80	Clive KING	RC7	1:37.1	4:23.6	11:09.3	6:01.9	3:38.2	0:00.0	13:05.9	<u>13:19.5</u>	8:34.3	11:42.0	5:34.9	2:13.5
86	K HASELDEN	RC7	2:00.0	4:53.2	<b>20:21.3</b>	<b>15:39.0</b>	4:13.4	0:00.0	15:28.8	<u>13:19.5</u>	<b>18:20.1</b>	<b>20:06.0</b>	<b>15:25.3</b>	2:33.8
87	Peter ELLERBY	RC7	1:40.7	4:16.7	10:58.0	6:33.8	6:00.0	0:00.0	14:40.7	<u>13:19.5</u>	9:10.8	12:16.6	5:49.9	2:22.1
88	Tony ROBINSON	RC4	1:51.0	3:50.1	10:45.2	5:48.2	3:26.2	0:00.0	20:00.0	<u>13:19.5</u>	8:38.2	10:59.1	5:24.3	2:15.8
89	Phil JOBSON	RC2	1:41.8	3:25.8	14:00.0	5:40.3	3:22.3	0:00.0	11:57.2	<u>13:19.5</u>	8:03.7	10:57.6	5:21.0	2:06.2
90	Nick DANKS	RC2	1:24.2	3:36.0	10:16.7	<b>15:07.0</b>	3:38.1	0:00.0	12:25.4	<u>13:19.5</u>	8:17.1	11:01.3	5:20.6	2:02.5
96	Ian KENVIN	RC2	1:46.4	4:00.9	10:20.9	5:41.6	3:15.4	0:00.0	11:32.0	<u>13:19.5</u>	7:57.6	10:52.9	4:59.9	2:00.7
97	Mark HOLMES	RC3	1:38.2	3:53.5	12:03.1	6:40.7	3:19.7	0:00.0	12:00.2	<u>13:19.5</u>	7:55.8	10:51.3	5:07.6	2:06.6
98	R GIBBONS	RC1	1:45.7	3:54.9	10:23.2	5:57.7	3:33.6	0:00.0	12:17.5	<u>13:19.5</u>	8:31.0	11:28.6	5:33.4	2:14.0
100	Malcolm RICH	RC1	1:45.7	4:04.8	11:12.2	6:10.0	3:37.7	0:00.0	12:44.3	<u>13:19.5</u>	8:36.4	11:34.0	5:33.4	2:14.7
106	Andrew O'HANLON	RC7	2:00.0	4:52.6	11:44.9	6:26.9	3:42.1	0:00.0	13:01.9	<u>13:19.5</u>	9:07.1	12:13.7	5:45.8	2:29.9
107	Yoshinao TSUCHIYA	RC7	1:48.4	4:40.3	12:09.1	7:19.6	3:59.7	0:00.0	14:28.1	<u>13:19.5</u>	9:54.7	18:37.0	6:24.7	2:16.8
108	Osamu SUMIDA	RC7	2:00.0	5:42.5	14:00.0	7:26.7	4:09.9	0:00.0	15:03.6	<u>13:19.5</u>	<b>18:20.1</b>	<b>20:06.0</b>	<b>15:25.3</b>	<b>12:08.9</b>

Times set under Super Rally are shown as **12:34.5**. Notional times are shown as 12:34.5.

Issued at 18:00 on 19 September 2015

5

Results by Tynemouth Computer Services



# Rally Isle of Man Rallee Classicagh

17-19 September 2015


Final Stage Times



No.	Driver	Class	SS 1	SS 2	SS 3	SS 4	SS 5	SS 6	SS 7	SS 8	SS 9	SS 10	SS 11	SS 12
			Villa Marina	King Edward Bay 1	Rhenab 1	King Edward Bay 2	Baldhoon 1	Rhenab 2	Dollagh 1	Little London 1	Sand Quarry 1	Pond Road 1	Baldhoon 2	Castletown Moor
109	Shinobu KITANI	RC7	1:41.0	4:16.0	11:56.5	7:31.5	3:53.2	0:00.0	13:51.9	<u>13:19.5</u>	9:18.7	12:31.6	5:49.3	2:17.4
110	Nick PINKETT	RC1	1:58.9	5:06.5	12:56.4	7:08.4	4:22.6	0:00.0	15:25.9	<u>13:19.5</u>	10:33.2	14:05.7	6:29.5	2:33.9
111	Stephen HIGGINS	RC1	1:54.4	4:21.1	11:24.2	6:14.6	3:44.7	0:00.0	13:16.3	<u>13:19.5</u>	8:49.5	12:00.0	5:31.9	2:15.9
112	Phillip HARRIS	RC1	1:46.8	5:01.4	12:54.8	7:06.1	4:09.3	0:00.0	14:57.7	<u>13:19.5</u>	10:03.2	13:22.5	6:30.0	2:32.2
117	Shane GAMBLE	RC7	1:42.9	4:49.6	12:28.0	6:51.4	3:56.5	0:00.0	13:55.0	<u>13:19.5</u>	9:30.7	13:06.0	6:01.1	Stopped before SS12

Notional times are shown as 12:34.5.

Issued at 18:00 on 19 September 2015



# Rally Isle of Man Rallee Classicagh

17-19 September 2015

## Final Stage Times



No.	Driver	Class	Castle-Rushen		Chibbanagh A 1		Little London 2		SS 18	SS 19	SS 20	SS 21	SS 22	Penalties
			SS 13	SS 14	SS 15	SS 16	SS 17	SS 18						
				Gibdale 1	Sand Quarry 2	Pond Road 2	Gibdale 2	Chibbanagh A 2					1979 Classic	
1	J PRITCHARD	RC6	4:52.3	2:21.7	10:13.8	12:14.5	7:02.1	9:24.6	2:15.4	9:47.1	10:38.5	15:52.6		
2	Ryan BARRETT	RC3	4:49.4	2:20.1	10:03.7	11:58.9	6:54.8	9:13.5	2:14.9	9:23.1	10:26.5	16:06.6		
3	Rob SMITH	RC6	4:40.9	2:17.1	10:00.2	12:09.1	7:03.4	9:16.0	2:11.4	9:34.1	10:16.8	15:50.0		
4	Meirion EVANS	RC6	4:43.7	2:21.8	10:20.6	11:58.4	7:09.9	10:02.1	Stopped SA3					
5	Richard HILL	RC3	4:44.5	2:20.4	10:05.2	11:55.9	7:04.0	9:26.1	2:16.9	9:38.8	10:35.6	15:51.2		
7	Guy WOODCOCK	RC3	4:45.6	2:21.4	10:06.9	12:23.1	7:11.9	9:40.5	2:13.0	9:30.7	10:28.3		Axle divorced from shell SS22	
8	Will ONIONS	RC6	4:46.6	2:24.5	10:09.7	12:24.3	7:00.1	9:26.8	2:15.2	9:37.2	10:34.7	16:06.6		
9	Graham ELSMORE	RC6	5:25.7	2:37.8	11:50.3	13:56.4	8:01.7	<u>10:29.2</u>	2:31.2	10:45.8	11:49.8	18:56.1		
10	Gareth LLOYD	RC3	5:04.5	2:27.6	10:58.4	13:24.6	7:33.0	9:50.0	2:20.8	10:05.8	11:02.5	16:43.2		
16	Ernie GRAHAM	RC2	5:13.6	2:27.2	11:21.9	13:21.3	7:21.1	9:48.7	2:17.8	10:00.8	10:54.3	16:38.5	1:10.0	
18	Adrian SEABRIDGE	RC3	<b>14:44.5</b>	<b>12:20.1</b>	<b>20:03.7</b>	<b>21:55.9</b>	8:05.3	Accident SS18						
19	Will ROWLANDS	RC3	4:52.3	2:24.7	10:28.1	Engine cried enough SS16								
20	Declan JACKSON	RC3	5:10.3	2:36.2	10:58.4	13:50.8	7:40.7	10:08.2	2:29.7	10:16.6	11:16.8	17:06.6		
26	Rudi LANCASTER	RC3	Accident SS7											
27	Ian JONES	RC3	5:04.8	2:29.3	10:56.3	13:11.2	7:53.1	10:17.4	2:24.4	10:25.8	11:32.6	17:37.6		
28	Tim FREEMAN	RC3	5:25.6	2:37.4	11:22.0	13:58.7	7:58.0	10:18.7	2:27.1	10:29.9	11:28.4	17:39.7		
29	Scott BRADSHAW	RC5	Engine after SS12											
30	John KIRKPATRICK	RC3	Gearbox SA2											
36	Phil SQUIRES	RC3	5:28.8	2:40.3	12:16.1	14:24.4	8:05.7	<u>10:29.2</u>	2:29.1	10:51.8	11:49.2	17:47.4		
37	Shawn RAYNER	RC2	5:12.2	2:30.5	11:24.2	Accident/Rolled SS16								
39	Martin FREESTONE	RC2	<b>15:04.2</b>	<b>12:27.2</b>	<b>21:11.1</b>	<b>22:58.0</b>	8:12.7	<u>10:29.2</u>	2:33.7	11:24.9	12:17.6	18:29.2		
40	John PERROTT	RC2	5:04.2	2:28.2	11:11.1	12:58.0	7:25.9	9:48.5	2:27.6	9:56.6	10:54.4	16:41.2		
46	David Derek BOYD	RC5	5:39.5	2:48.4	19:00.0	Mechanical after SS15								
47	John MIDGLEY	RC3	Gearbox linkage SS7											
48	Adrian KERMODE	RC7	5:39.0	2:44.2	11:57.9	14:47.2	8:18.1	Stopped SS18						
49	Stuart ANDERSON	RC3	5:45.6	2:51.9	12:57.8	15:47.9	8:16.6	11:28.7	4:33.9	Diff SS20				
50	Dessie NUTT	RC1	5:45.0	2:52.7	12:15.4	14:47.6	8:18.9	10:55.1	2:35.9	11:25.7	12:20.2	18:50.4		
56	Rikki PROFFITT	RC1	5:39.7	2:48.8	12:34.1	15:01.4	8:27.5	11:11.8	2:36.6	11:44.6	12:02.6	18:40.8		
57	Michael PEDLEY	RC3	5:50.7	2:48.4	12:15.7	15:16.7	9:00.5	11:33.3	2:41.9	12:28.8	13:30.2	19:39.4	2:00.0	
58	D MYLCHREEST	RC1	5:55.7	2:50.8	Gearbox SS15									
59	Barry JORDAN	RC2	5:37.7	2:46.4	12:08.8	15:02.7	8:09.8	10:49.8	2:31.3	10:53.2	11:41.6	18:02.5	1:00.0	
60	Duncan WILLIAMS	RC3	5:17.5	2:33.6	11:14.4	13:56.5	8:04.5	<u>10:29.2</u>	2:33.4	10:43.2	11:46.2	18:04.2		
66	Andrew FOX	RC5	5:24.3	2:33.9	11:31.2	14:13.1	7:54.3	<u>10:29.2</u>	2:30.9	10:48.6	11:32.5	17:26.0		
67	Peter LYTHELL	RC2	5:36.0	2:39.0	12:08.9	14:21.6	8:29.4	10:56.9	2:32.9	11:26.1	12:00.9	18:22.9		
68	David JONES	RC5	5:33.4	2:45.2	12:09.2	14:32.4	8:03.7	10:47.3	2:30.6	11:04.5	11:55.4		Inappropriately parked on SS22	
69	Paul MANKIN	RC1	Clutch SS13											
70	Terry CREE	RC2	5:37.6	2:44.4	12:04.2	23:00.0	8:33.6	<u>10:29.2</u>	2:34.7	11:18.4	12:27.3	18:26.9		
76	R SHUTTLEWORTH	RC2	6:16.2	3:04.8	13:10.7	15:50.0	8:50.5	11:37.8	2:43.7	11:41.3	15:34.9	23:17.8		
77	Peter HORSBURGH	RC7	5:54.0	2:54.7	12:53.8	15:42.5	8:49.6	12:02.9	2:49.7	12:43.6	15:11.2	22:15.8		
78	David WATKINS	RC2	6:08.3	2:55.1	13:20.4	15:17.4	8:27.6	11:08.6	2:38.7	11:30.0	12:16.2	18:51.8	2:00.0	
79	Chris SKILL	RC3	5:24.4	2:45.3	12:16.1	14:31.2	8:08.4	10:48.7	2:30.9	11:02.3	11:37.9	17:50.4		
80	Clive KING	RC7	5:55.0	2:57.9	Clutch master cylinder SS14									
86	K HASELDEN	RC7	7:02.7	Engine SS14										
87	Peter ELLERBY	RC7	6:13.4	3:00.0	13:28.2	16:09.7	9:06.1	12:03.5	2:51.8	Rolled SS20				
88	Tony ROBINSON	RC4	5:50.1	2:49.5	12:08.8	14:42.9	8:23.8	10:50.8	2:27.5	10:45.6	11:56.5	17:39.1		
89	Phil JOBSON	RC2	5:30.9	2:40.5	12:04.6	14:11.5	8:00.9	10:54.6	2:29.8	11:04.1	11:45.2	18:23.0		
90	Nick DANKS	RC2	5:27.6	2:45.6	13:04.9	18:03.9	8:13.7	10:41.5	2:37.5	19:00.0	12:06.9	19:15.1	OTL	
96	Ian KENVIN	RC2	5:26.9	2:42.9	11:46.3	23:00.0	7:42.5	10:39.0	Gearbox SA3					
97	Mark HOLMES	RC3	5:19.8	2:32.9	12:00.5	14:03.4	7:52.7	Stopped SS18						
98	R GIBBONS	RC1	5:52.8	2:56.9	12:52.0	15:35.5	8:16.3	10:58.7	2:42.5	11:28.2	12:14.0	19:24.3	2:00.0	
100	Malcolm RICH	RC1	5:50.2	2:53.1	12:46.5	15:12.5	8:31.0	11:28.2	2:47.5	11:56.4	13:23.6	19:57.1		
106	Andrew O'HANLON	RC7	6:30.1	3:07.6	14:49.9	16:51.9	9:07.4	12:33.9	2:54.5	13:40.0	14:15.6	21:01.0	2:00.0	
107	Yoshinao TSUCHIYA	RC7	6:17.3	3:14.1	14:39.7	17:43.6	10:12.5	12:45.9	3:01.0	13:19.0	14:47.4	21:10.7	1:00.0	
108	Osamu SUMIDA	RC7	<b>15:39.0</b>	<b>12:44.2</b>	<b>21:57.9</b>	<b>24:47.2</b>	11:41.2	14:42.2	3:07.5	Stopped SS19				

Times set under Super Rally are shown as **12:34.5**. Notional times are shown as 12:34.5.

Issued at 18:00 on 19 September 2015

7

Results by Tynemouth Computer Services



# Rally Isle of Man Rallee Classicagh

17-19 September 2015

Final Stage Times




No.	Driver	Class	SS 13	SS 14	SS 15	SS 16	SS 17	SS 18	SS 19	SS 20	SS 21	SS 22	Penalties
			Castle-Rushen	Gibdale 1	Chibbanagh A 1	Sand Quarry 2	Little London 2	Pond Road 2	Gibdale 2	Chibbanagh A 2	Dollagh 2	1979 Classic	
109	Shinobu KITANI	RC7	6:10.2	2:59.8	13:16.2	<b>24:47.2</b>	9:25.3	12:18.5	Gearbox	SS19			
110	Nick PINKETT	RC1	6:51.6	3:25.3	16:04.3	18:53.3	10:24.3	13:50.2	3:06.6	14:18.2	14:39.1	22:49.0	
111	Stephen HIGGINS	RC1	6:10.7	3:01.4	12:53.2	16:18.4	9:34.8	12:58.2	2:50.5	12:31.8	14:24.6	Stopped	SS22
112	Phillip HARRIS	RC1	6:40.5	3:18.4	14:45.4	17:49.2	9:57.8	12:55.6	3:00.5	13:16.4	14:14.1	21:52.3	
117	Shane GAMBLE	RC7	Stopped before SS12										

Times set under Super Rally are shown as **12:34.5**.

Issued at 18:00 on 19 September 2015

Results by Tynemouth Computer Services





# Rally Isle of Man Rallee Classicagh

17-19 September 2015

Final Class Results




Pos	No.	Driver/Co-driver	Class	Ovrl Pos.	Vehicle	Total Stages	Total Penalty	Total Time	Diff. Leader
<b>Class RC1</b>									
1	50	Dessie NUTT/Geraldine McBRIDE	RC1	18	Porsche 911	2:57:49.4		2:57:49.4	
2	56	Rikki PROFFITT/James WHITAKER	RC1	19	Porsche 911	3:00:00.3		3:00:00.3	2:10.9
3	98	Robert Andrew GIBBONS/Dale GIBBONS	RC1	20	Ford Cortina GT	3:01:20.3	2:00.0	3:03:20.3	5:30.9
4	100	Malcolm RICH/Jonathan HAWKINS	RC1	23	Ford Anglia	3:05:38.8		3:05:38.8	7:49.4
5	112	Phillip HARRIS/Jez ROGERS	RC1	29	Morris Mini Cooper	3:29:33.7		3:29:33.7	31:44.3
6	110	Nick PINKETT/Hugh MYERS	RC1	33	SAAB 96	3:38:22.4		3:38:22.4	40:33.0
<b>Class RC2</b>									
1	40	John PERROTT/Keaton WILLIAMS	RC2	6	Ford Escort Mk1	2:40:19.4		2:40:19.4	
2	16	Ernie GRAHAM/Will GRAHAM	RC2	8	Ford Escort RS1600	2:41:21.0	1:10.0	2:42:31.0	2:11.6
3	67	Peter LYTHELL/Gill COTTON	RC2	16	Porsche 911	2:56:13.8		2:56:13.8	15:54.4
4	89	Phil JOBSON/Arwel JENKINS	RC2	17	Ford Escort Mk1	2:57:00.5		2:57:00.5	16:41.1
5	70	Terry CREE/Richard SHORES	RC2	22	BMW 2002TI	3:05:29.0		3:05:29.0	25:09.6
6	76	Robin SHUTTLEWORTH/R ROUGHEAD	RC2	26	Ford Mk1 Escort Mexico	3:14:04.2		3:14:04.2	33:44.8
7	78	David WATKINS/Tom JORDAN	RC2	30	Ford Escort Twin Cam	3:29:55.0	2:00.0	3:31:55.0	51:35.6
8	59	Barry JORDAN/James GRATTON-SMITH	RC2	32	Hillman Avenger	3:32:51.6	1:00.0	3:33:51.6	53:32.2
9	39	Martin FREESTONE/Misha FREESTONE	RC2	34	Ford Escort Mk1	3:42:11.6		3:42:11.6	61:52.2
<b>Class RC3</b>									
1	2	Ryan BARRETT/Paul McCANN	RC3	2	Ford Escort	2:31:17.0		2:31:17.0	
2	10	Gareth LLOYD/Ryland JAMES	RC3	5	Ford Escort RS1800	2:38:55.9		2:38:55.9	7:38.9
3	5	Richard HILL/Iwan JONES	RC3	7	Ford Escort RS1800	2:41:45.6		2:41:45.6	10:28.6
4	20	Declan JACKSON/J Barry McCARNEY	RC3	9	Ford Escort Mk2	2:45:55.9		2:45:55.9	14:38.9
5	28	Tim FREEMAN/Paul WILLIAMS	RC3	10	Ford Escort RS1800	2:48:15.9		2:48:15.9	16:58.9
6	60	Duncan WILLIAMS/George WILLIAMS	RC3	11	Ford Escort Mk2	2:49:38.6		2:49:38.6	18:21.6
7	36	Phil SQUIRES/Mick SQUIRES	RC3	14	Ford Escort	2:53:17.1		2:53:17.1	22:00.1
8	79	Chris SKILL/Graham WILD	RC3	15	Ford Escort 1600 Sport	2:53:52.1		2:53:52.1	22:35.1
9	57	Michael PEDLEY/David PEDLEY	RC3	24	Triumph TR7 V8	3:05:59.9	2:00.0	3:07:59.9	36:42.9
10	27	Ian JONES/Iestyn WILLIAMS	RC3	28	Ford Escort Mk2	3:24:17.4		3:24:17.4	53:00.4
<b>Class RC4</b>									
1	88	Tony ROBINSON/Ross FORDE	RC4	21	Porsche 911	3:03:52.2		3:03:52.2	
<b>Class RC5</b>									
1	66	Andrew FOX/Jaime-lee FOX	RC5	12	BMW E30	2:49:42.0		2:49:42.0	
<b>Class RC6</b>									
1	3	Rob SMITH/Alun COOK	RC6	1	Ford Escort RS1800	2:29:52.2		2:29:52.2	
2	8	Will ONIONS/Dave WILLIAMS	RC6	3	Ford Escort RS	2:32:15.3		2:32:15.3	2:23.1
3	1	Jason Tauber PRITCHARD/Phil CLARKE	RC6	4	Ford Escort RS1800	2:32:16.1		2:32:16.1	2:23.9
4	9	Graham ELSMORE/Patrick WALSH	RC6	13	Triumph TR7 V8	2:52:21.2		2:52:21.2	22:29.0
<b>Class RC7</b>									
1	77	Peter HORSBURGH/Graham CARTER	RC7	25	Morris Mini Cooper S	3:13:04.2		3:13:04.2	
2	106	Andrew O'HANLON/Brian HODGSON	RC7	27	Austin Mini Cooper S	3:19:36.3	2:00.0	3:21:36.3	8:32.1
3	107	Yoshinao TSUCHIYA/Ritsuro OKANO	RC7	31	BMC Morris Mini Cooper M	3:32:09.1	1:00.0	3:33:09.1	20:04.9

Issued at 18:00 on 19 September 2015

9

Results by Tynemouth Computer Services



# Rally Isle of Man Rallee Classicagh

17-19 September 2015

## Final Penalties



No.	Driver/Co-driver	Class	Control	Reason	Penalty	Total
4	Meirion EVANS/Steffan EVANS	RC6	SS7S	Jump start	1:00.0	1:00.0
16	Ernie GRAHAM/Will GRAHAM	RC2	MC1	Late at MC1	1:10.0	1:10.0
49	Stuart ANDERSON/Jack ANDERSON	RC3	MC2	Traffic offence	10:00.0	10:00.0
57	Michael PEDLEY/David PEDLEY	RC3	MC2	Early at MC2	2:00.0	2:00.0
59	Barry JORDAN/James GRATTON-SMITH	RC2	SS7S	Jump start	1:00.0	1:00.0
78	David WATKINS/Tom JORDAN	RC2	TC20	Early at TC20	2:00.0	2:00.0
98	Robert Andrew GIBBONS/Dale GIBBONS	RC1	SS5S SS7S	Jump start Jump start	1:00.0 1:00.0	2:00.0
106	Andrew O'HANLON/Brian HODGSON	RC7	TC10	Early at TC10	2:00.0	2:00.0
107	Yoshinao TSUCHIYA/Ritsuro OKANO	RC7	MC2	Early at MC2	1:00.0	1:00.0
108	Osamu SUMIDA/Asako SUMIDA	RC7	TC4 RG3:IN	Early at TC4 Early at RG3:IN	1:00.0 3:00.0	4:00.0
117	Shane GAMBLE/Paul KENDRICK	RC7	MC5	Late at MC5	0:30.0	0:30.0

Issued at 18:00 on 19 September 2015

10

Results by Tynemouth Computer Services



# Rally Isle of Man Rallee Classicagh

17-19 September 2015

## Final Retirements and Exclusions

Listed by Competition Number

24 Retirements and Exclusions



No.	Driver/Co-driver	Class	Vehicle	Stage	Reason
4	Meirion EVANS/Steffan EVANS	RC6	Ford Escort RS1800	19	Stopped SA3
7	Guy WOODCOCK/Graham DANCE	RC3	Ford Escort	22	Axle divorced from shell SS22
18	Adrian SEABRIDGE/Daniel SEABRIDGE	RC3	Ford Escort RS1800	18	Accident SS18
19	Will ROWLANDS/Llion WILLIAMS	RC3	Ford Escort	16	Engine cried enough SS16
26	Rudi LANCASTER/George GWYNN	RC3	Ford Escort	7	Accident SS7
29	Scott BRADSHAW/Steve PARKER	RC5	Ford Sierra Cosworth	13	Engine after SS12
30	John KIRKPATRICK/Martyn Arthur QUINE	RC3	Sunbeam Lotus	9	Gearbox SA2
37	Shawn RAYNER/Declan DEAR	RC2	Ford Escort Mk1	16	Accident/Rolled SS16
46	David Derek BOYD/Stephen McAULEY	RC5	BMW M3	16	Mechanical after SS15
47	John MIDGLEY/Geoff MAYBANK	RC3	Toyota Corolla GT	8	Gearbox linkage SS7
48	Adrian KERMODE/Maurice BECKETT	RC7	Mini	18	Stopped SS18
49	Stuart ANDERSON/Jack ANDERSON	RC3	Vauxhall Chevette	20	Diff SS20
58	David MYLCHREEST/Bruce CRAIG	RC1	MG MGB	15	Gearbox SS15
68	David JONES/Glyn PRICE	RC5	BMW E30	22	Inappropriately parked on SS22
69	Paul MANKIN/Desmond BELL	RC1	Ford Lotus Cortina	13	Clutch SS13
80	Clive KING/Anton BIRD	RC7	Austin Cooper S	15	Clutch master cylinder SS14
86	Kevin William HASELDEN/Cat LUND	RC7	Mini Cooper Mk1	14	Engine SS14
87	Peter ELLERBY/Paul PRICE	RC7	Morris Mini Mk1	20	Rolled SS20
96	Ian KENVIN/Phil WILLIAMS	RC2	Ford Escort Mk1	19	Gearbox SA3
97	Mark HOLMES/Craig SIMKISS	RC3	Ford Escort Mk1	18	Stopped SS18
108	Osamu SUMIDA/Asako SUMIDA	RC7	British Leyland Mini Cooper 'S'	20	Stopped SS19
109	Shinobu KITANI/Hiroko KITANI	RC7	BMC Austin Mini Cooper 'S' Mk	19	Gearbox SS19
111	Stephen HIGGINS/Mark CASEY	RC1	SAAB 96 V4	22	Stopped SS22
117	Shane GAMBLE/Paul KENDRICK	RC7	Morris Mk1 Cooper S	12	Stopped before SS12



# Rally Isle of Man Rallee Classicagh

17-19 September 2015


## Final Ten Best Times on Each Stage



SS 1 Villa Marina Fastest 37.40mph Length 0.77 mile			SS 2 King Edward Bay 1 Fastest 59.50mph Length 3.06 mile			SS 3 Rhenab 1 Fastest 55.20mph Length 7.77 mile			SS 4 Baldhoon 1 Fastest 53.90mph Length 4.28 mile			SS 5 King Edward Bay 2 Fastest 61.20mph Length 3.06 mile		
No.	Driver	Time	No.	Driver	Time	No.	Driver	Time	No.	Driver	Time	No.	Driver	Time
5=	Hill	1:14.1	5	Hill	3:05.0	4	Evans	8:27.0	4	Evans	4:45.9	5	Hill	3:00.0
7=	Woodcock	1:14.1	3=	Smith	3:08.8	5	Hill	8:31.1	3	Smith	4:46.6	2	Barrett	3:03.0
3	Smith	1:14.4	4=	Evans	3:08.8	3	Smith	8:39.1	7	Woodcock	4:48.0	3	Smith	3:03.7
1=	Pritchard	1:16.6	7	Woodcock	3:11.0	8	Onions	8:41.3	5	Hill	4:49.0	7	Woodcock	3:04.2
2=	Barrett	1:16.6	2	Barrett	3:11.2	7	Woodcock	8:42.8	1	Pritchard	4:52.0	16	Graham	3:04.4
19	Rowlands	1:17.4	26	Lancaster	3:11.3	26	Lancaster	8:45.6	10	Lloyd	4:52.2	4	Evans	3:04.5
10	Lloyd	1:17.8	19	Rowlands	3:12.8	19	Rowlands	8:51.5	19	Rowlands	4:52.4	1	Pritchard	3:04.7
40	Perrott	1:18.1	8	Onions	3:13.9	2	Barrett	8:52.4	8	Onions	4:52.5	19	Rowlands	3:05.7
8	Onions	1:19.2	10	Lloyd	3:14.6	10	Lloyd	8:53.2	37	Rayner	5:07.0	8	Onions	3:06.8
4=	Evans	1:20.6	20	Jackson	3:18.8	1	Pritchard	8:55.1	2	Barrett	5:09.8	26	Lancaster	3:07.5
SS 6 Rhenab 2 Bogey 6:13.0 Length 7.77 mile			SS 7 Dollagh 1 Fastest 65.90mph Length 11.49 mile			SS 8 Sand Quarry 1 Fastest 67.30mph Length 13.24 mile			SS 9 Little London 1 Fastest 61.70mph Length 7.35 mile			SS 10 Pond Road 1 Fastest 71.60mph Length 11.47 mile		
No.	Driver	Time	No.	Driver	Time	No.	Driver	Time	No.	Driver	Time	No.	Driver	Time
			2	Barrett	10:27.6	3	Smith	11:48.5	1	Pritchard	7:08.9	3	Smith	9:36.9
			3	Smith	10:31.4	4	Evans	11:52.1	5	Hill	7:11.7	1	Pritchard	9:38.7
			7	Woodcock	10:35.1	7	Woodcock	11:58.4	4	Evans	7:14.1	8	Onions	9:44.5
			1	Pritchard	10:38.6	2	Barrett	12:00.0	7	Woodcock	7:14.2	7	Woodcock	9:45.4
			8	Onions	10:39.5	1	Pritchard	12:04.5	8	Onions	7:15.0	5	Hill	9:50.5
			4	Evans	10:44.1	8	Onions	12:05.0	3	Smith	7:16.2	4	Evans	9:52.2
			19	Rowlands	10:48.9	19	Rowlands	12:09.7	2	Barrett	7:20.3	2	Barrett	9:53.0
			10	Lloyd	11:00.9	10	Lloyd	12:47.4	19	Rowlands	7:23.5	19	Rowlands	10:03.2
			16	Graham	11:02.8	40	Perrott	12:48.2	10	Lloyd	7:28.8	10	Lloyd	10:04.1
			40	Perrott	11:12.2	9=	Elsmore	13:19.5	16	Graham	7:29.8	16	Graham	10:17.6
SS 11 Baldhoon 2 Fastest 56.70mph Length 4.28 mile			SS 12 Castletown Mooar Fastest 58.60mph Length 1.78 mile			SS 13 Castle-Rushen Fastest 61.80mph Length 4.82 mile			SS 14 Gibdale 1 Fastest 65.60mph Length 2.50 mile			SS 15 Chibbanagh A 1 Fastest 66.00mph Length 11.00 mile		
No.	Driver	Time	No.	Driver	Time	No.	Driver	Time	No.	Driver	Time	No.	Driver	Time
7	Woodcock	4:31.6	7	Woodcock	1:49.3	3	Smith	4:40.9	3	Smith	2:17.1	3	Smith	10:00.2
3=	Smith	4:36.6	2	Barrett	1:50.2	4	Evans	4:43.7	2	Barrett	2:20.1	2	Barrett	10:03.7
4=	Evans	4:36.6	3	Smith	1:51.0	5	Hill	4:44.5	5	Hill	2:20.4	5	Hill	10:05.2
8	Onions	4:40.3	8	Onions	1:51.6	7	Woodcock	4:45.6	7	Woodcock	2:21.4	7	Woodcock	10:06.9
2	Barrett	4:41.4	1	Pritchard	1:52.0	8	Onions	4:46.6	1	Pritchard	2:21.7	8	Onions	10:09.7
1	Pritchard	4:43.5	5	Hill	1:52.5	2	Barrett	4:49.4	4	Evans	2:21.8	1	Pritchard	10:13.8
10	Lloyd	4:44.1	19	Rowlands	1:53.3	1=	Pritchard	4:52.3	8	Onions	2:24.5	4	Evans	10:20.6
5	Hill	4:46.8	10	Lloyd	1:53.4	19=	Rowlands	4:52.3	19	Rowlands	2:24.7	19	Rowlands	10:28.1
40	Perrott	4:51.5	40	Perrott	1:55.0	40	Perrott	5:04.2	16	Graham	2:27.2	27	Jones	10:56.3
19	Rowlands	4:52.3	37	Rayner	1:56.0	10	Lloyd	5:04.5	10	Lloyd	2:27.6	10=	Lloyd	10:58.4
SS 16 Sand Quarry 2 Fastest 66.60mph Length 13.24 mile			SS 17 Little London 2 Fastest 63.80mph Length 7.35 mile			SS 18 Pond Road 2 Fastest 74.60mph Length 11.47 mile			SS 19 Gibdale 2 Fastest 68.50mph Length 2.50 mile			SS 20 Chibbanagh A 2 Fastest 70.30mph Length 11.00 mile		
No.	Driver	Time	No.	Driver	Time	No.	Driver	Time	No.	Driver	Time	No.	Driver	Time
5	Hill	11:55.9	2	Barrett	6:54.8	2	Barrett	9:13.5	3	Smith	2:11.4	2	Barrett	9:23.1
4	Evans	11:58.4	8	Onions	7:00.1	3	Smith	9:16.0	7	Woodcock	2:13.0	7	Woodcock	9:30.7
2	Barrett	11:58.9	1	Pritchard	7:02.1	1	Pritchard	9:24.6	2	Barrett	2:14.9	3	Smith	9:34.1
3	Smith	12:09.1	3	Smith	7:03.4	5	Hill	9:26.1	8	Onions	2:15.2	8	Onions	9:37.2
1	Pritchard	12:14.5	5	Hill	7:04.0	8	Onions	9:26.8	1	Pritchard	2:15.4	5	Hill	9:38.8
7	Woodcock	12:23.1	4	Evans	7:09.9	7	Woodcock	9:40.5	5	Hill	2:16.9	1	Pritchard	9:47.1
8	Onions	12:24.3	7	Woodcock	7:11.9	40	Perrott	9:48.5	16	Graham	2:17.8	40	Perrott	9:56.6
40	Perrott	12:58.0	16	Graham	7:21.1	16	Graham	9:48.7	10	Lloyd	2:20.8	16	Graham	10:00.8
27	Jones	13:11.2	40	Perrott	7:25.9	10	Lloyd	9:50.0	27	Jones	2:24.4	10	Lloyd	10:05.8
16	Graham	13:21.3	10	Lloyd	7:33.0	4	Evans	10:02.1	28	Freeman	2:27.1	20	Jackson	10:16.6

Notional times are shown as 12:34.5.

Issued at 18:00 on 19 September 2015





# Rally Isle of Man Rallee Classicagh

17-19 September 2015

Final Ten Best Times on Each Stage



SS 21 Dollagh 2 Fastest 67.10mph Length 11.49 mile			SS 22 1979 Classic Fastest 70.60mph Length 18.62 mile		
No.	Driver	Time	No.	Driver	Time
3	Smith	10:16.8	3	Smith	15:50.0
2	Barrett	10:26.5	5	Hill	15:51.2
7	Woodcock	10:28.3	1	Pritchard	15:52.6
8	Onions	10:34.7	2=	Barrett	16:06.6
5	Hill	10:35.6	8=	Onions	16:06.6
1	Pritchard	10:38.5	16	Graham	16:38.5
16	Graham	10:54.3	40	Perrott	16:41.2
40	Perrott	10:54.4	10	Lloyd	16:43.2
10	Lloyd	11:02.5	20	Jackson	17:06.6
20	Jackson	11:16.8	66	Fox	17:26.0



# Rally Isle of Man Rallee Classicagh

17-19 September 2015

## Final Ten Leading Positions after Each Stage



SS 1 Villa Marina Asphalt Length 0.77 mile			SS 2 King Edward Bay 1 Asphalt Length 3.06 mile			SS 3 Rhenab 1 Asphalt Length 7.77 mile			SS 4 Baldhoon 1 Asphalt Length 4.28 mile		
No.	Driver	Total	No.	Driver	Total	No.	Driver	Total	No.	Driver	Total
5=	Hill	0:01:14.1	5	Hill	0:04:19.1	5	Hill	0:12:50.2	5	Hill	0:17:39.2
7=	Woodcock	0:01:14.1	3	Smith	0:04:23.2	4	Evans	0:12:56.4	4	Evans	0:17:42.3
3	Smith	0:01:14.4	7	Woodcock	0:04:25.1	3	Smith	0:13:02.3	3	Smith	0:17:48.9
1=	Pritchard	0:01:16.6	2	Barrett	0:04:27.8	7	Woodcock	0:13:07.9	7	Woodcock	0:17:55.9
2=	Barrett	0:01:16.6	4	Evans	0:04:29.4	8	Onions	0:13:14.4	8	Onions	0:18:06.9
19	Rowlands	0:01:17.4	19	Rowlands	0:04:30.2	26	Lancaster	0:13:18.4	19	Rowlands	0:18:14.1
10	Lloyd	0:01:17.8	10	Lloyd	0:04:32.4	2	Barrett	0:13:20.2	10	Lloyd	0:18:17.8
40	Perrott	0:01:18.1	26	Lancaster	0:04:32.8	19	Rowlands	0:13:21.7	1	Pritchard	0:18:22.6
8	Onions	0:01:19.2	8	Onions	0:04:33.1	10	Lloyd	0:13:25.6	2	Barrett	0:18:30.0
4=	Evans	0:01:20.6	1	Pritchard	0:04:35.5	1	Pritchard	0:13:30.6	26	Lancaster	0:18:33.2
SS 5 King Edward Bay 2 Asphalt Length 3.06 mile			SS 6 Rhenab 2 Asphalt Length 7.77 mile			SS 7 Dollagh 1 Asphalt Length 11.49 mile			SS 8 Sand Quarry 1 Asphalt Length 13.24 mile		
No.	Driver	Total	No.	Driver	Total	No.	Driver	Total	No.	Driver	Total
5	Hill	0:20:39.2	5	Hill	0:20:39.2	3	Smith	0:31:24.0	3	Smith	0:43:12.5
4	Evans	0:20:46.8	4	Evans	0:20:46.8	7	Woodcock	0:31:35.2	7	Woodcock	0:43:33.6
3	Smith	0:20:52.6	3	Smith	0:20:52.6	8	Onions	0:31:53.2	8	Onions	0:43:58.2
7	Woodcock	0:21:00.1	7	Woodcock	0:21:00.1	2	Barrett	0:32:00.6	2	Barrett	0:44:00.6
8	Onions	0:21:13.7	8	Onions	0:21:13.7	1	Pritchard	0:32:05.9	1	Pritchard	0:44:10.4
19	Rowlands	0:21:19.8	19	Rowlands	0:21:19.8	19	Rowlands	0:32:08.7	19	Rowlands	0:44:18.4
10	Lloyd	0:21:26.8	10	Lloyd	0:21:26.8	10	Lloyd	0:32:27.7	4	Evans	0:44:23.0
1	Pritchard	0:21:27.3	1	Pritchard	0:21:27.3	4	Evans	0:32:30.9	10	Lloyd	0:45:15.1
2	Barrett	0:21:33.0	2	Barrett	0:21:33.0	37	Rayner	0:33:34.1	40	Perrott	0:46:35.0
26	Lancaster	0:21:40.7	26	Lancaster	0:21:40.7	40	Perrott	0:33:46.8	37	Rayner	0:47:05.7
SS 9 Little London 1 Asphalt Length 7.35 mile			SS 10 Pond Road 1 Asphalt Length 11.47 mile			SS 11 Baldhoon 2 Asphalt Length 4.28 mile			SS 12 Castletown Moor Asphalt Length 1.78 mile		
No.	Driver	Total	No.	Driver	Total	No.	Driver	Total	No.	Driver	Total
3	Smith	0:50:28.7	3	Smith	1:00:05.6	3	Smith	1:04:42.2	3	Smith	1:06:33.2
7	Woodcock	0:50:47.8	7	Woodcock	1:00:33.2	7	Woodcock	1:05:04.8	7	Woodcock	1:06:54.1
8	Onions	0:51:13.2	8	Onions	1:00:57.7	8	Onions	1:05:38.0	8	Onions	1:07:29.6
1	Pritchard	0:51:19.3	1	Pritchard	1:00:58.0	1	Pritchard	1:05:41.5	1	Pritchard	1:07:33.5
2	Barrett	0:51:20.9	2	Barrett	1:01:13.9	2	Barrett	1:05:55.3	2	Barrett	1:07:45.5
4	Evans	0:51:37.1	4	Evans	1:01:29.3	4	Evans	1:06:05.9	4	Evans	1:08:03.3
19	Rowlands	0:51:41.9	19	Rowlands	1:01:45.1	19	Rowlands	1:06:37.4	19	Rowlands	1:08:30.7
10	Lloyd	0:52:43.9	10	Lloyd	1:02:48.0	10	Lloyd	1:07:32.1	10	Lloyd	1:09:25.5
40	Perrott	0:54:11.9	40	Perrott	1:04:37.2	40	Perrott	1:09:28.7	40	Perrott	1:11:23.7
37	Rayner	0:54:45.9	37	Rayner	1:05:20.8	37	Rayner	1:10:22.2	37	Rayner	1:12:18.2
SS 13 Castle-Rushen Asphalt Length 4.82 mile			SS 14 Gibdale 1 Asphalt Length 2.50 mile			SS 15 Chibbanagh A 1 Asphalt Length 11.00 mile			SS 16 Sand Quarry 2 Asphalt Length 13.24 mile		
No.	Driver	Total	No.	Driver	Total	No.	Driver	Total	No.	Driver	Total
3	Smith	1:11:14.1	3	Smith	1:13:31.2	3	Smith	1:23:31.4	3	Smith	1:35:40.5
7	Woodcock	1:11:39.7	7	Woodcock	1:14:01.1	7	Woodcock	1:24:08.0	7	Woodcock	1:36:31.1
8	Onions	1:12:16.2	8	Onions	1:14:40.7	8	Onions	1:24:50.4	2	Barrett	1:36:57.6
1	Pritchard	1:12:25.8	1	Pritchard	1:14:47.5	2	Barrett	1:24:58.7	8	Onions	1:37:14.7
2	Barrett	1:12:34.9	2	Barrett	1:14:55.0	1	Pritchard	1:25:01.3	1	Pritchard	1:37:15.8
4	Evans	1:12:47.0	4	Evans	1:15:08.8	4	Evans	1:25:29.4	4	Evans	1:37:27.8
19	Rowlands	1:13:23.0	19	Rowlands	1:15:47.7	19	Rowlands	1:26:15.8	10	Lloyd	1:41:20.6
10	Lloyd	1:14:30.0	10	Lloyd	1:16:57.6	10	Lloyd	1:27:56.0	40	Perrott	1:43:05.2
40	Perrott	1:16:27.9	40	Perrott	1:18:56.1	40	Perrott	1:30:07.2	16	Graham	1:45:29.8
37	Rayner	1:17:30.4	37	Rayner	1:20:00.9	37	Rayner	1:31:25.1	5	Hill	1:46:53.0

Issued at 18:00 on 19 September 2015

14

Results by Tynemouth Computer Services



# Rally Isle of Man Rallee Classicagh

17-19 September 2015

## Final Ten Leading Positions after Each Stage



SS 17 Little London 2 Asphalt Length 7.35 mile			SS 18 Pond Road 2 Asphalt Length 11.47 mile			SS 19 Gibdale 2 Asphalt Length 2.50 mile			SS 20 Chibbanagh A 2 Asphalt Length 11.00 mile		
No.	Driver	Total	No.	Driver	Total	No.	Driver	Total	No.	Driver	Total
3	Smith	1:42:43.9	3	Smith	1:51:59.9	3	Smith	1:54:11.3	3	Smith	2:03:45.4
7	Woodcock	1:43:43.0	2	Barrett	1:53:05.9	2	Barrett	1:55:20.8	2	Barrett	2:04:43.9
2	Barrett	1:43:52.4	7	Woodcock	1:53:23.5	7	Woodcock	1:55:36.5	7	Woodcock	2:05:07.2
8	Onions	1:44:14.8	8	Onions	1:53:41.6	8	Onions	1:55:56.8	8	Onions	2:05:34.0
1	Pritchard	1:44:17.9	1	Pritchard	1:53:42.5	1	Pritchard	1:55:57.9	1	Pritchard	2:05:45.0
4	Evans	1:44:37.7	4	Evans	1:54:39.8	10	Lloyd	2:01:04.4	10	Lloyd	2:11:10.2
10	Lloyd	1:48:53.6	10	Lloyd	1:58:43.6	40	Perrott	2:02:47.2	40	Perrott	2:12:43.8
40	Perrott	1:50:31.1	40	Perrott	2:00:19.6	16	Graham	2:04:57.4	16	Graham	2:14:58.2
16	Graham	1:52:50.9	16	Graham	2:02:39.6	5	Hill	2:05:40.0	5	Hill	2:15:18.8
5	Hill	1:53:57.0	5	Hill	2:03:23.1	20	Jackson	2:07:15.9	20	Jackson	2:17:32.5
SS 21 Dollagh 2 Asphalt Length 11.49 mile			SS 22 1979 Classic Asphalt Length 18.62 mile								
No.	Driver	Total	No.	Driver	Total						
3	Smith	2:14:02.2	3	Smith	2:29:52.2						
2	Barrett	2:15:10.4	2	Barrett	2:31:17.0						
7	Woodcock	2:15:35.5	8	Onions	2:32:15.3						
8	Onions	2:16:08.7	1	Pritchard	2:32:16.1						
1	Pritchard	2:16:23.5	10	Lloyd	2:38:55.9						
10	Lloyd	2:22:12.7	40	Perrott	2:40:19.4						
40	Perrott	2:23:38.2	5	Hill	2:41:45.6						
16	Graham	2:25:52.5	16	Graham	2:42:31.0						
5	Hill	2:25:54.4	20	Jackson	2:45:55.9						
20	Jackson	2:28:49.3	28	Freeman	2:48:15.9						

Issued at 18:00 on 19 September 2015

15

Results by Tynemouth Computer Services



# Rally Isle of Man Rallee Classicagh

17-19 September 2015

## Final Stage Positions



Total number of fastest times, second fastest times etc.

No.	Driver	1	2	3	4	5	6	7	8	9	10	11	12	13	14	15
3	Rob SMITH	8	5	5	2	-	1	-	-	-	-	-	-	-	-	-
2	Ryan BARRETT	4	5	2	3	2	1	2	1	-	1	-	-	-	-	-
5	Richard HILL	4	3	3	2	4	2	-	1	-	-	-	-	-	-	-
7	Guy WOODCOCK	3	2	4	7	1	2	1	-	-	-	-	-	-	-	-
4	Meirion EVANS	2	5	1	-	-	5	1	-	-	2	-	1	-	-	-
1	J PRITCHARD	1	1	3	2	6	4	2	-	-	1	1	-	-	-	-
8	Will ONIONS	-	1	1	7	5	1	2	2	2	-	-	-	-	-	-
16	Ernie GRAHAM	-	-	-	-	1	1	2	3	2	3	1	-	2	3	-
26	Rudi LANCASTER	-	-	-	-	-	2	-	-	-	1	1	1	-	-	-
19	Will ROWLANDS	-	-	-	-	-	1	7	5	-	1	-	-	-	-	-
10	Gareth LLOYD	-	-	-	-	-	1	2	5	7	4	2	-	-	-	-
40	John PERROTT	-	-	-	-	-	-	3	3	5	1	3	3	1	-	2
27	Ian JONES	-	-	-	-	-	-	-	-	3	-	4	2	3	2	-
20	Declan JACKSON	-	-	-	-	-	-	-	-	1	5	3	4	-	3	-
37	Shawn RAYNER	-	-	-	-	-	-	-	-	1	1	1	4	4	-	1
28	Tim FREEMAN	-	-	-	-	-	-	-	-	-	1	1	1	3	-	4
66	Andrew FOX	-	-	-	-	-	-	-	-	-	1	-	1	1	3	1
88	Tony ROBINSON	-	-	-	-	-	-	-	-	-	-	1	1	-	1	-
96	Ian KENVIN	-	-	-	-	-	-	-	-	-	-	-	2	2	1	-
60	Duncan WILLIAMS	-	-	-	-	-	-	-	-	-	-	-	-	2	1	3
97	Mark HOLMES	-	-	-	-	-	-	-	-	-	-	-	-	1	1	1
36	Phil SQUIRES	-	-	-	-	-	-	-	-	-	-	-	-	1	1	-
9	Graham ELSMORE	-	-	-	-	-	-	-	-	-	-	-	-	1	-	2
18	Adrian SEABRIDGE	-	-	-	-	-	-	-	-	-	-	-	-	-	1	1
79	Chris SKILL	-	-	-	-	-	-	-	-	-	-	-	-	-	1	1
89	Phil JOBSON	-	-	-	-	-	-	-	-	-	-	-	-	-	-	1
30	John KIRKPATRICK	-	-	-	-	-	-	-	-	-	-	-	-	-	-	1
59	Barry JORDAN	-	-	-	-	-	-	-	-	-	-	-	-	-	-	1

Note: where more than one competitor has the same stage time, they are all credited with the same stage position.





# Rally Isle of Man Rallee Classicagh

17-19 September 2015

## Final Time Chart

Competitors in order of time taken on each stage

Underline denotes competitors who have been credited with a notional time.



Posn	Stage																					
	1	2	3	4	5	6	7	8	9	10	11	12	13	14	15	16	17	18	19	20	21	22
1	5=	5	4	4	5		2	3	1	3	7	7	3	3	3	5	2	2	3	2	3	3
2	7=	3=	5	3	2		3	4	5	1	3=	2	4	2	2	4	8	3	7	7	2	5
3	3	4=	3	7	3		7	7	4	8	4=	3	5	5	2	1	1	2	3	7	1	1
4	1=	7	8	5	7		1	2	7	7	8	8	7	7	7	3	3	5	8	8	8	2=
5	2=	2	7	1	16		8	1	8	5	2	1	8	1	8	1	5	8	1	5	5	8=
6	19	26	26	10	4		4	8	3	4	1	5	2	4	1	7	4	7	5	1	1	16
7	10	19	19	19	1		19	19	2	2	10	19	1=	8	4	8	7	40	16	40	16	40
8	40	8	2	8	19		10	10	19	19	5	10	19=	19	19	40	16	16	10	16	40	10
9	8	10	10	37	8		16	40	10	10	40	40	40	16	27	27	40	10	27	10	10	20
10	4=	20	1	2	26		40	9=	16	16	19	37	10	10	10=	16	10	4	28	20	20	66
11	20=	1	27	26	10		37	16=	40	40	16	20	27	40	20=	10	20	20	88	27	28	27
12	26	37	37	40	37		20	18=	37	20	96	4	20	27	40	20	96	27	40	28	66	88
13	27=	16	40	27	96		96	20=	66	37	37	16	37	37	60	9	97	28	36	60	27	28
14	28=	27	18	16	66		66	27=	20	66	20	96	16	97	16	60	27	9=	20	88	79	36
15	37	40	28	30	40		60	28=	97	28	9	18	60	60	28	28	66	36=	89	9	59	79
16	90	30	30	18	97		30	29=	96	18	28	27	97	66	37	97	28	39=	68	66	89	59
17	36	89	16	60	20		28	30=	28	9	97	28	66	20	66	89	89	60=	66=	36	60	60
18	60	18	60	48	9		49	36=	18	97	60	90	79	28	96	66	9	66=	79=	59	36	67
19	16	28	50	89	89		18	39=	60	96	18	9	28	9	9	67	68	70=	9	79	9	89
20	66	60	66	96	79		79=	46=	9	60	66	36	9	67	48	36	60	96	59	89	68	70
21	39	90	39	9	28		89=	48=	89	79	79	96	36	97	79	18	90	67	68	88	39	39
22	68	50	59	50	36		9	49=	29	89	36	60	90	89	70	68	36	68	60	70	67	56
23	79	48=	90	67	60		97	50=	79	88	67	66	36	96	89	88	79	79	39	39	56	50
24	18	59=	68	28	30		70	56=	68	36=	90	68	89	48	59=	48	59	59	70	50	90	78
25	56	9	96	88	88		67	57=	70	90=	89	89	68	70	88=	50	39	88	50	67	98	9
26	49	39	48	39	18		36	58=	67	67	70	49	67	68	67	56	90	89	56	98	78	90
27	57	66	98	57	70		50	59=	36	68	68	97	70	79	68	59	98	50	90	78	39	98
28	59	49	36	20	67		68	60=	90	70	39	56	59	90	50	100	49	67	78	76	50	57
29	9	36	9	79	50		78	66=	39	50	56	57	48	59	57	57	48	98	57	56	70	100
30	80	29	20	36	39		39	67=	48	39	88	46	46	46=	36=	78	50	78	98	100	100	106
31	46=	88	79	98	56		56	68=	50	56	48	48	56	57=	79=	98	88	56	76	57	57	107
32	76=	67	29	46	78		98	69=	46	98	50	59=	50	56	56	77	56	100	100	111	112	112
33	97	56	70	66	57		90	70=	98	46	57	70=	49	88	100	49	78	49	77	77	106	77
34	77	97	49	80	48		76	76=	56	48	77	67	88	58	98	76	67	57	111	112	111	110
35	87	68	67	77	98		29	77=	49	100	111	58	100	49	111	87	100	76	87	107	110	76
36	58=	57=	88	100	59		57	78=	80	29	98=	50	57	50	77	111	70	77	106	106	107	107
37	109=	98=	87	70	68		46	79=	100	76	100=	80	98	100	49	106	77	87	112	110	77	77
38	89	70	57	56	76		100	80=	88	80	80	98	77	77	90	107	76	109	107	90	76	76
39	67	96	56	78	100		48	86=	77	77	58	100	80	78	76	112	57	106	110			
40	117	58	80	111	90		77	87=	111	58	29	88	58	98	109	90	87	107	108			
41	98=	47	78	47	80		106	88=	58	57	76	111	78	80	78	110	106	112	49			
42	100=	79	100	58	46		80	89=	76	111	106	107	109	109	87	18	109	111				
43	70	100	77	106	77		111	90=	69	106	109	78	111	87	107	39	111	110				
44	78	46	76	87	47		58	96=	106	87	87	77	87	111	112	70=	112	108				
45	96	78	111	76	106		109	97=	87	69	69	109	76	76	106	96=	107					
46	112	109	47	68	49		69	98=	109	109	117	76	107	106	110	108=	110					
47	107	87	58	29	111		117	100=	57	117	46	87	106	107	46	109=	108					
48	88	111	46	97	58		107	106=	117	112	107	69	112	112	18							
49	30	80	106	117	69		87	107=	107	110	110	29	110	110	39							
50	111	77	109	59	109		112	108=	112	107	112	106	86	18	108							
51	110	69	97	112	117		108	109=	110	27=	27=	112	18	39								
52	29=	76	107	110	107		47	110=	27	49=	49=	86	39	108								
53	47=	107	117	107	112		110	111=	59=	86=	59=	110	108									
54	48=	117	112	108	108		86	112=	78=	108=	78=	39										
55	50=	106	110	109	86		5=	117=	86=	59=	86=	108										
56	69=	86	89=	49	110		88=	5	108=	78=	108=											
57	86=	112	108=	90	27=		27	37														
58	106=	110	69	86	29=		59															



# Rally Isle of Man Rallee Classicagh


17-19 September 2015

## Final Time Chart

Competitors in order of time taken on each stage



Posn	Stage																					
	1	2	3	4	5	6	7	8	9	10	11	12	13	14	15	16	17	18	19	20	21	22
59	108=	108	86	69	87=																	



# Rally Isle of Man Rallee Classicagh

17-19 September 2015

## Final Stage Chart

Cumulative positions after each stage (including all additional penalties)



Posn	Stage																					
	1	2	3	4	5	6	7	8	9	10	11	12	13	14	15	16	17	18	19	20	21	22
1	5=	5	5	5	5	5	3	3	3	3	3	3	3	3	3	3	3	3	3	3	3	3
2	7=	3	4	4	4	4	7	7	7	7	7	7	7	7	7	7	7	2	2	2	2	2
3	3	7	3	3	3	3	8	8	8	8	8	8	8	8	8	2	2	7	7	7	7	8
4	1=	2	7	7	7	7	2	2	1	1	1	1	1	1	2	8	8	8	8	8	8	1
5	2=	4	8	8	8	8	1	1	2	2	2	2	2	2	1	1	1	1	1	1	1	10
6	19	19	26	19	19	19	19	19	4	4	4	4	4	4	4	4	4	4	10	10	10	40
7	10	10	2	10	10	10	10	4	19	19	19	19	19	19	19	10	10	10	40	40	40	5
8	40	26	19	1	1	1	4	10	10	10	10	10	10	10	10	40	40	40	16	16	16	16
9	8	8	10	2	2	2	37	40	40	40	40	40	40	40	40	16	16	16	5	5	5	20
10	4=	1	1	26	26	26	40	37	37	37	37	37	37	37	37	5	5	5	20	20	20	28
11	20=	20	27	37	37	37	16	16	16	16	16	16	16	16	16	20	20	20	28	28	28	60
12	26	40	37	27	40	40	18	18	18	18	20	20	20	20	20	28	28	28	60	60	60	66
13	27=	37	40	40	18	18	28	28	28	20	28	28	28	28	28	60	60	60	66	66	66	9
14	28=	27	28	18	28	28	60	60	60	28	18	18	60	60	60	66	66	66	9	9	9	36
15	37	28	18	28	60	60	30	30	20	60	60	60	66	66	66	9	9	9	36	36	36	79
16	90	18	60	60	30	30	20	20	66	66	66	66	96	96	5	36	36	36	79	79	79	67
17	36	90	30	30	16	16	66	66	96	96	96	96	9	9	96	79	79	79	68	68	68	89
18	60	60	20	16	20	20	96	96	9	9	9	9	79	5	9	67	97	67	67	67	67	50
19	66	89	90	20	66	66	9	9	36	36	36	36	36	36	36	97	67	68	50	50	89	56
20	39	66	66	39	39	39	39	39	39	79	79	79	5	79	79	68	68	50	89	89	50	98
21	68	39	39	66	9	9	36	36	79	39	39	67	67	67	67	50	50	89	56	56	56	88
22	79	36	59	9	36	36	50	50	50	50	67	50	50	68	68	48	48	56	98	98	98	70
23	18	59	36	36	50	50	79	79	67	67	50	5	68	50	50	89	89	96	100	100	100	100
24	56	9	16	50	96	96	67	67	68	68	5	68	70	70	70	56	56	98	57	88	88	57
25	49	49	9	48	27	27	68	68	70	70	68	70	97	97	97	100	100	100	77	70	70	77
26	57	30	68	96	48	48	48	48	48	5	70	48	48	48	48	98	96	57	70	57	57	76
27	59	68	50	79	79	79	79	70	56	48	48	97	56	56	89	96	98	77	76	76	106	
28	9	56	49	98	67	67	56	56	97	97	97	56	89	89	56	57	77	70	88	77	77	27
29	80	57	79	67	88	88	78	78	5	56	56	89	100	100	100	77	57	76	111	111	111	112
30	46=	97	48	88	68	68	100	100	89	89	89	100	98	98	98	76	76	88	90	106	106	78
31	76=	79	98	68	59	59	97	97	100	46	100	98	46	46	77	111	70	111	87	112	27	107
32	97	67	96	59	70	70	46	46	46	100	98	80	80	80	57	70	88	90	106	27	112	59
33	77	50	67	70	56	56	98	98	98	80	46	77	77	76	88	111	87	112	107	107	110	110
34	87	98	70	56	98	98	80	80	80	46	77	76	76	111	90	90	106	107	78	78	39	
35	58=	48	29	29	80	80	77	77	77	76	77	76	58	58	88	87	87	109	27	110	110	
36	109=	88	88	80	100	100	76	76	76	77	76	58	57	57	90	106	106	112	110	59	59	
37	89	70	56	100	78	78	89	89	58	29	29	29	111	111	109	109	109	107	78	39	39	
38	67	58	57	78	46	46	57	57	29	58	58	111	18	90	46	112	112	27	59			
39	117	96	87	46	77	77	5	58	111	111	111	57	90	88	87	107	107	110	49			
40	98=	46	100	87	58	58	58	5	57	57	57	88	88	109	106	110	110	78	39			
41	100=	29	78	77	47	47	111	111	106	109	88	109	109	106	112	18	18	59	108			
42	70	100	58	58	97	97	29	29	109	106	109	90	106	87	107	27	27	49				
43	78	16	80	47	76	76	106	106	117	88	106	106	87	18	110	78	78	39				
44	96	109	77	111	111	111	47	109	87	87	90	39	112	112	18	59	59	108				
45	112	87	46	76	57	57	109	117	88	90	87	87	110	110	78	49	49					
46	107	78	47	97	89	89	117	87	90	117	117	112	39	107	27	39	39					
47	88	80	76	57	106	106	87	107	107	112	112	110	107	39	39	108	108					
48	30	47	97	89	29	29	107	27	112	110	110	107	78	78	49							
49	111	77	111	106	109	109	27	88	78	107	107	69	27	27	59							
50	110	76	109	109	87	87	88	112	110	78	69	78	49	49	108							
51	29=	111	106	117	117	117	112	90	27	69	78	27	59	59								
52	47=	69	107	112	107	107	90	110	49	27	27	49	86	108								
53	48=	107	117	107	112	112	110	59	59	49	49	59	108									
54	50=	117	89	110	110	110	59	108	108	59	59	108										
55	69=	112	112	108	90	90	108	49	69	108	108	86										
56	86=	106	110	90	108	108	49	69	86	86	86											
57	106=	86	108	49	49	49	69	86														

Issued at 18:00 on 19 September 2015

19

Results by Tynemouth Computer Services





# Rally Isle of Man Rallee Classicagh

17-19 September 2015

## Final Stage Chart

Cumulative positions after each stage (including all additional penalties)



Posn	Stage																					
	1	2	3	4	5	6	7	8	9	10	11	12	13	14	15	16	17	18	19	20	21	22
58	108=	110	69	69	69	69	86															
59	16	108	86	86	86	86																

